

PRACTICAL
WIRELESS

PW

THE RADIO MAGAZINE

8-PAGE WEATHER SPECIAL

AMATEUR RADIO
& METEOROLOGY
GO HAND-IN-
HAND

WEATHER
EQUIPMENT
SHOWCASE REVIEW

**BUILD AN
EARTH TUNER**

**PLUS
AN 18 AND 24MHz
ANTENNA**

**AND
PW 144MHz
CONTEST
RESULTS**


OCTOBER 1990
£1.60

ISSN 0141-0857



**FROM SATELLITE TO
BROADCAST**

WEATHERMAN JIM BACON
G3YLA EXPLORES
METEOROLOGY FOR THE RADIO
ENTHUSIAST



THE NEW

FT-1000

FOR DYNAMIC DX

YAESU

The FT-1000 is a new top of the range all mode h.f. transceiver that is the result of more than 25,000 hours of intensive research by Yaesu's top design engineers. They have adopted a completely new approach to the application of digital and RF technology. The extensive use of surface mounted components has allowed six microprocessors and five Direct Digital Synthesisers to be integrated with a simple to use operator interface to give a highly reliable full featured transceiver that has been optimised for serious h.f. applications. Please write or call SMC or your local authorised Yaesu dealer for the full specifications of this dynamic new transceiver and discover how you can open up the bands.



YAESU

UK Sole Distributor

South Midlands Communications Ltd
S.M. House, School Close,
Chandlers Ford Industrial Estate,
Eastleigh, Hants SO5 3BY
Tel: (0703) 255111

Prices and specifications are subject to change without notice

YAESU

OCTOBER 1990
(ON SALE SEPTEMBER 13)
VOL. 66
NO. 10
ISSUE 1003


Editor
Rob Mannion G3XFD
Art Editor
Steve Hunt
Technical Projects Sub-Editor
NG ("Tex") Swann G1TEX
Technical Artist
Rob Mackie
Production
Sharon George
Editorial Assistant
Donna Vincent
Administration Manager
Kathy Moore
Accounts Manager
Alan Burgess
Clerical Assistant
Rachel Parkes

Advertisement Manager
Roger Hall G4TNT
PO Box 948
London SW6 2DS
☎ 071-731 6222
Cellphone 0860 511382
FAX 071-384 1031

**Advert Copy and Make-up
(Poole Office)**
Marcia Brogan
☎ Poole (0202) 676033
FAX Poole (0202) 666244

**Editorial and Advertisement
Offices:**
Practical Wireless
Enefco House
The Quay
Poole
Dorset BH15 1PP
☎ Poole (0202) 678558
(Out-of-hours service by
answering machine)
FAX Poole (0202) 666244
Prestel 202671191

Contents October 1990



33
Front cover photographic acknowledgments.

Weather Satellite Antenna Facility courtesy of Royal
Aerospace Establishment, Farnborough.

TV weather chart transparency courtesy of BBC.

Regular Features

- 71 Advert Index
- 51 Backscatter
- 68 Book Service
- 13 Keylines
- 16 Newsdesk '90
- 24 PCB Service
- 23 Radio Diary
- 14 Receiving You
- 15 Services
- 45 Subscriptions
- 26 Wanna Swap
- 23 Wireless-Line

15 Competition Corner

17 Discount Voucher

21 Earth Tuner

Godfrey Baillie-Searle GD4EIP

22 Errors & Updates What A Good Idea!

25 Folded Dipole Antennas for the 18 and 24MHz Bands

Steve Nicholls G0JFM

29 Watts in The Air *Anthony Hopwood*

33 Weather Special - Amateur Radio and Meteorology Go Hand-in-Hand

Jim Bacon G3YLA

38 Weather Equipment Showcase Review

Rob Mannion G3XFD

40 Instruments For Weather Observation

Ron Ham

44 Packet Panorama

Roger J. Cooke G3LDI

46 Friedrichshafen 1990 Show Report

Rob Mannion G3XFD

49 Special Offer - Ham Disk

67 PW Book Reviews

ICOM

NEW MULTIBAND IC-970E Base Station



Designed for the serious operator on the 144, 430 and 1200MHz bands, Icom's new IC-970E has up-to-date technology for DX, digital and satellite communications.

The IC-970E is supplied as an all mode dual-bander for 144 and 430MHz bands. Optional units expand its capabilities to 1200MHz or wideband receiving from 50-905MHz.

Communications via satellites has never been easier. The IC-970E automatically tracks uplink and downlink frequencies as the tuning control is rotated also, ten specific memory channels for satellite frequencies.

The dual-band watch allows you to receive both MAIN and SUB band audio simultaneously, multiple scanning systems on the MAIN and SUB bands plus 99 memories, an easy to read central display and Icom's DDS sytem make this one of the most comprehensive multi-band transceivers available.

For more detailed information on the IC-970E Base Station or any other Icom radio equipment contact your local authorised dealer or call Icom (UK) Ltd.

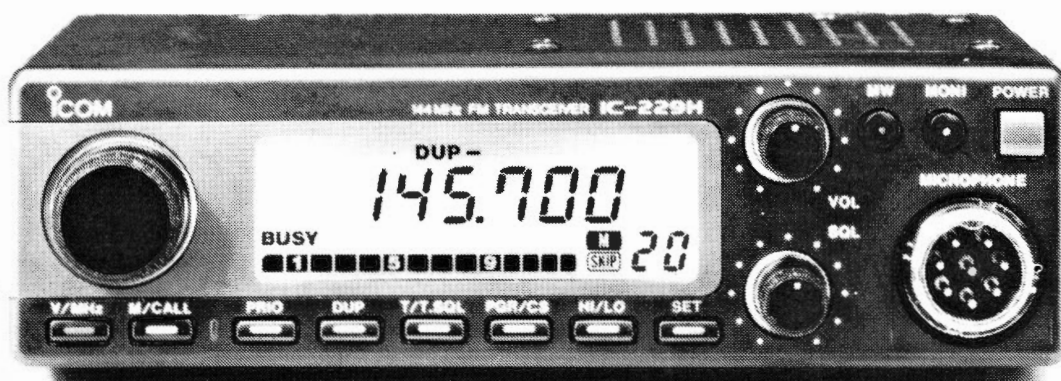
Icom (UK) Ltd.

Dept. PW, Sea Street, Herne Bay, Kent CT6 8LD. Tel: 0227 363859. 24 Hour. As from 1st September our showroom opening times will be Mon-Fri 09.00-13.00 and 14.00-17.30.

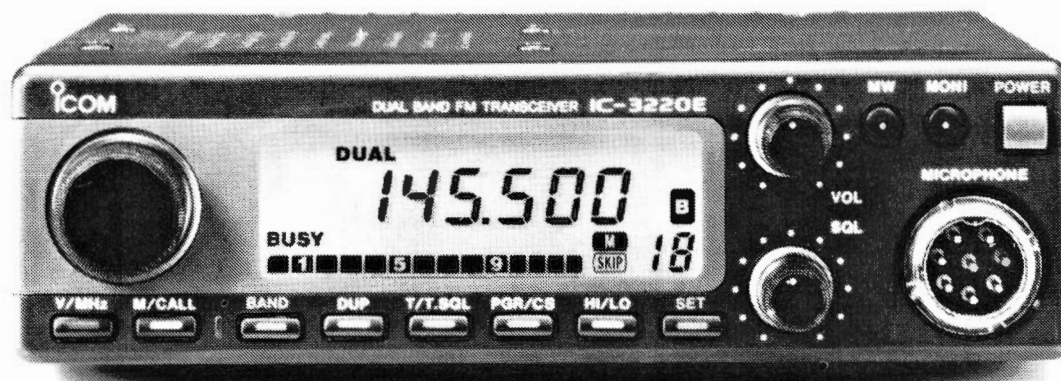
Count on us!

NEW MOBILES

IC-229E/449E
2M, FM Mobiles



IC-3220E
Dual-Band Mobile



Icom have built a range of ultra compact FM mobile transceivers. Similar in style, easy to operate and perfect for driving safety. Advanced features include a variety of tuning steps, memories, scan functions, adjustable R.F. power, optional pager and tone squelch units for selective calling. All these models include the HM-59 hand microphone with up/down and 1750Hz tone call for repeater operation. The unique simple operation enables each function to be operated with one switch. Illuminated switches and controls give complete night time operation.

IC-229E VHF Mobile. This VHF 25 watt transceiver measure just 140(w) x 40(h) x 105(d) mm. No need to worry about installation, its small enough to fit most vehicles. Also available the IC-229H 50 watt version where extra high power is required.

IC-449E UHF Mobile. High sensitivity with GaAs FET's and 35w output power provide optimum performance with this UHF transceiver. 20 Memory channels and a programmable call channel can be used to store most used frequencies.

IC-3220E Dual Band Mobile. Enjoy complete dual-band operation. In addition to cross band duplex operation this transceiver can receive both MAIN and SUB bands simultaneously. One of the smallest dual-band mobile transceivers available, the IC-3220E has a 25 Watt output on both bands. Where higher power is required the IC-3220H offers 45 watts on the 144MHz band and 35 watts on the 430MHz band.

Helpline: Telephone us free of charge on **0800 521145** Mon-Fri 0900-13.00 and 14.00-17.30. This service is strictly for obtaining information about or ordering Icom equipment. We regret this cannot be used by dealers or for repair enquiries and parts orders, thank you.


Datapost: Despatch on same day whenever possible.

Visa & Mastercards: Telephone orders taken by our mail order dept. instant credit & interest-free HP.



SMC**South Midlands Co****SCHOOL CLOSE, CHANDLERS FORD IND. EST., EASTLEIGH, HA**

FT650 6m, 10m & 12m base/mobile



MAIN SPECIFICATIONS/FEATURES

- ★ 24-60MHz Receive Coverage
- ★ 10, 12, and 6m Transmit Coverage
- ★ 100W PEP output (25W Carrier, AM)
- ★ LSB, USB, AM, FM & CW Operation as standard
- ★ Optional internal 240V AC Power Supply
- ★ DVS-2 Digital message storage option
- ★ 99 memories
- ★ Programmable TX Offset

The FT650 is the latest in a long line of acclaimed 6m transceivers from the Yaesu factory. Designed and built using the latest modular construction techniques and components to give great performance in a compact, easy to use package.

The transceiver covers from 24-60MHz continuous on receive and 12, 10 and 6m bands on transmit, with a full 100W output, ideal for all DX operators.

OPTIONS

- FP-22 Internal 240V AC P.S.U.
- DVS-2 Digital Message Storage Unit
- XF455m CW Filter 600Hz

FT650 £995 FP22 £149

The Yaesu HF transceiver fleet

**FT1000****FT767GX**

Possibly the finest collection of HF transceivers from one manufacturer since the FT101ZD, FT902DM and FT707. Ranging from the flagship of the fleet, the FT1000, through the FT767GX, perhaps the most versatile HF transceiver with the optional VHF and UHF bands, to the ever popular FT757GX2 and finally to the budget FT747GX for the operator who wants an easy to operate convenient sized transceiver. Below are just some of the options available for the Yaesu HF range. (N.B., not all these options are applicable to all the transceivers).

SP5	External Loudspeaker	£109.00	FP757HD	Power Supply 20A (100% duty cycle)	£258.75
DVS-2	Digital Voice Storage System	£149.00	50/767	6m module FT767GX	£179.00
BPF-1	Sub VFO Filter Unit	£69.00	144/767	2m module FT767GX	£179.00
D3000568	FM Unit for FT747GX	£39.99	430/767	70cms module FT767GX	£225.00
FC757AT	Automatic Antenna Tuner	£349.00	SP767	External Speaker	£69.95
FC1000	Automatic Antenna Tuner (Single Wire o/p) ..	£534.75	MD1B8	Desk Microphone	£79.00
FP700	Power Supply 20A (50% duty cycle)	£219.00	MH1B8	Hand Microphone	£21.00

**FT757GX2****FT747GX**

LEEDS
SMC (Northern)
 Nowell Lane
 Industrial Estate
 Leeds LS9 6JE
 Leeds (0532) 350606
 9-5.30 Mon-Sat
 Closed Sat afternoon

CHESTERFIELD
SMC (Midlands)
 102 High Street
 New Whittington
 Chesterfield
 Chest. (0246) 453340
 9.30-5.30 Tues-Sat

BIRMINGHAM
SMC (Birmingham)
 504 Alum Rock Road
 Alum Rock
 Birmingham B8 3HX
 (021-327) 1497/6313
 9.00-5.00 Tues-Fri
 9.00-4.00 Sat


AXMINSTER
Reg Ward & Co Ltd
 1 Western Parade
 West Street
 Axminster
 Devon EX13 5NY
 Axminster (0297) 34918
 9-5.20 Tues-Sat



SOUTHAMPTON SHOWROOM open 9.00-5.00 Monday to Friday, 9.00-1.00 Saturday. Service Dept open Mon-Fri 9.00-5.00.

**NOW
BACK
IN STOCK**

HX240 2m to HF TRANSVERTER



**Only
£249.00
Inc VAT**

HX240: 2m to HF Transverter
Frequency Coverage: 80m, 40m, 20m, 15m, 10m
Output power: 30-40W PEP (SSB/CW)
RF Drive: 2.5W/10W Selectable
Rx Preamp Gain: 8-10dB
Power Requirement: DC 13.8V, 7A

Additional features: Carrier operated switching or by remote socket, power output meter, switchable preamp Hi/Lo output selectable, visual indication of antenna mismatch.

ALSO AVAILABLE HX640 for 6m TRANSCEIVERS

A PERFECT MATCH FOR THE FT290R2/FT690R2



What could Yaesu engineers do to improve on the hugely popular FT×90R series? The answer was easy, they designed and built the FT×90R2 series. The FT×90R2 series of transceivers provide high performance and a 2.5W output, when used with 'C' cells or nicads, ideal for serious portable operations, or when combined with matching linears, and easy to use compact multimode mobile or base station. What more could you ask from a transceiver?

FT290R2	RRP	£429.00 inc
FT690R2	RRP	£429.00 inc
FT790R2	RRP	£499.00 inc


ALL THE ABOVE ARE SUPPLIED WITH FBA6, MH10E8, STRAP AND ANTENNA AS STANDARD.

SUMMER SPECIALS ON YAESU HANDHELDS

SMC ARE PLEASED TO ANNOUNCE SOME VERY SPECIAL PACKAGE DEALS ON VHF/UHF HANDHELDS. IF YOU BUY ANY OF THE FOLLOWING HANDHELDS WITH AN FNB10 NICAD WE WILL GIVE YOU AN SMC28 WALL CHARGER ABSOLUTELY FREE. A SAVING OF AROUND £14.

FT23R + FNB10 + SMC28 £239	FT73R + FNB10 + SMC28 £249
FT411 + FNB10 + SMC28 £249	FT811 + FNB10 + SMC28 £259
FT470 + FNB10 + SMC28 £384	

ONLY AVAILABLE WHILE STOCKS LAST



***FREE FINANCE ON SELECTED ITEMS**
On many regular priced items SMC offers Free Finance (on invoice balances over £120) 20% down and the balance over 6 months or 50% down and the balance over a year. You pay no more than the cash price!
Details of eligible items available on request
*Subject to status.

CARRIAGE CHARGES
Carriage is charged on all items. Small items, Plugs, Sockets etc by post £1.75. Antennas, Cables and larger items by LYNX from £5.75. Transceivers etc, next day delivery from £8.35. Overnight delivery can be specified at extra cost for other items. Same day despatch whenever possible.

YAESU DISTRIBUTOR WARRANTY
Importer warranty on Yaesu Musen products. Ably staffed and equipped Service Department. Daily contact with the Yaesu, Musen-factory. Tens of thousands of spares and test equipment.

PRICES & AVAILABILITY SUBJECT TO CHANGE WITHOUT PRIOR NOTICE

USED EQUIPMENT

HF TRANSCEIVERS

FTONE	shack	HF 100W Gen. RX	S/S	from	inc. VAT
FT980	shack	HF 100W Gen. RX	S/S	from	£1095.00
FT787GX	shack	HF 100W Gen. RX	S/S	from	£1275.00
FT757GX-II	mobile	HF 100W Gen. RX	S/S		£775.00
FT747GX	mobile	HF 100W Gen. 12v DC Gen. RX	S/S		£825.00
HT120	mobile	HF 10W 20mtr 12v DC	S/S		£249.00
OSCAR II	mobile	CB 40CH. 11mtr 12v DC	S/S		£399.00
FL7000		HF 500W L/amplifier	S/S		£1391.00

VHF/UHF TRANSCEIVERS

FT736	shack	VHF/UHF	S/S		£1190.00
FT711RH	mobile	UHF 70cm 45W	S/S		£295.00
FT727R	mobile	VHF2mtr 10W	S/H		£139.00
FT703R	handy	UHF 70cm 2 SW	S/H	from	£139.00
FT73R	handy	UHF 70cm 3/5W (no batt)	S/H	from	£179.00
KDK-FM2030	mobile	VHF 2mtr 25W	S/H		£169.00
IC-1271E	shack	1200MHz 10W FM, SSB, CW	S/H		£775.00
FT727R	handy	VHF/UHF 3.5W dual band	S/S		£319.00
SAGRA-600		VHF Lin/amplifier 600W	S/S		£659.00
HL150V25		VHF Lin/amplifier 160W	S/S		£199.00

RECEIVERS

FRG8800	shack	HF/SW Gen. RX m/mode	S/H	from	£545.00
FRG9600M	scanner	VHF/UHF 60-950MHz RX	S/S	from	£459.00
AR2002	scanner	VHF/UHF 25-1300MHz RX	N/O		£487.00
WX7000	scanner	VHF/UHF 25-1300MHz RX	N/O		£349.00
AIRBAND-RX	handy	VHF/AM 118-136MHz RX	S/S		£99.00
IC20010	portable	HF/VHF receiver	S/H	from	£219.00

DATA/COMPUTER

FIF232C	Yaesu	RS232/radio interface	S/S		£59.00
TONO-5000E	T/Unit	Amtr, Rtty, Ascii, CW etc	N/O		£659.00
TONO-777	modem	Amtr, Rtty, Ascii, CW	S/H		£149.00
AMT-2	modem	Amtr, Rtty, Ascii, CW	S/H	from	£139.00
MMT4001	T/Unit	Rtty, CW c/w keyboard	S/S		£199.00
MULTICOM	modem	Rtty G3LIV data unit	S/S		£39.50
MM1000	modem	Ascii to morse conv.	S/S		£49.00
KP100	keyer	CMOS keyer c/w paddle	S/S		£79.00
RM1	modem	RS232-TTL interface	S/S		£89.00


MISCELLANEOUS/ACCESSORIES

FC757AT	Yaesu	Auto ATU 300W	S/H	inc. VAT
144720	module	2mtr plug in (FT28)	S/H	£289.00
FEX144/767	module	2mtr plug in (FT767)	S/H	£159.00
LP50-3-50	Bnos	VHF Lin/amplifier 50W	S/S	£139.00
LPM144-1-100	Bnos	VHF Lin/amplifier 100W	S/S	£199.00
MML432/30L	M/mod.	UHF Lin/amplifier 30W	S/S	£139.00
MMT432/28S	M/mod.	70cm to 10mtr Transvert	S/S	£199.00
MMT28/144	M/mod.	10mtr to 2mtr Transvert	S/H	£85.00
MMA28	M/mod.	10mtr RX pre amp	S/H	£19.00
MMD050	M/mod.	Freq. Pre scaler	S/S	£89.00
MMC156/28	M/mod.	28 to 156MHz (marine)	S/H	£25.00
JD110	meter	SWR/POWER 3.5 to 150MHz	S/H	£10.00
F5711V	meter	SWR/POWER 50 to 150MHz	S/H	£39.00
DC144/28	Dalong	2mtr to 10mtr converter	S/H	£25.00
SRB2	Dalong	Auto woodpecker blanker	S/S	£89.00
TP3Q	Tet	HF-Multiband wire ant.	A/S	£15.00
202	Shure	High imp. fist MIC	S/S	£19.95
YM47	Yaesu	7 pin 600 ohm fist MIC	S/H	£15.00
YM31	Yaesu	6 pin 600 ohm fist MIC	S/H	£9.95
YH77	Yaesu	Headphones 8 ohm	S/S	£15.00
S82	Yaesu	7 pin min switch box	S/H	£15.00
SB10	Yaesu	8 pin mic. switch box	S/H	£15.00
NC90	Yaesu	45mm enlarger	S/H	£7.00
RSL	Yaesu	HF mobile ant.	A/S	£29.00
BNFRG7	Yaesu	Cutter/cable assm.	N/O	£15.00
MMB1	Yaesu	Batt. tray for FRO7 RX	N/O	£5.00
KRS400	Yaesu	Mobile mounting brk.	N/O	£5.00
KRS500	Yaesu	Rotator (control only)	A/S	£85.00
KRS400	Yaesu	Rotator (control only)	A/S	£59.00
KRS500	Yaesu	Rotator (control only)	A/S	£59.00
KRS500	Yaesu	Rotator elevation type	S/S	£125.00
CD45	Hygain	Rotator (control only)	A/S	£49.00
AR-40	Hygain	Rotator, medium duty	S/S	£159.00
AR-30	Hygain	Rotator, light duty	S/S	£49.00
SKYKING	Hygain	Rotator, light duty	N/O	£49.00
K1500	Winch	Winch, auto brake	N/O	£59.00
T1200	Winch	Winch, standard type	A/S	£19.95
TLJA432u	Mutek	70cm Pre amp	N/O	£29.00
VFAT206	Mutek	6dB Attenuator	N/O	£19.00
310/70		70MHz mobile ant.	A/S	£15.00
HALO/432		70cm mobile Halo	N/O	£11.00
HS1300B		Wideband pre-amp/ant	N/O	£59.00
VP601		Ascii keyboard	N/O	£39.00
SP4	SMC	RF speech processor	A/S	£19.00
ME-100	Trio	Kenwood mounting brk.	S/H	£20.00

KEY:

S/S	SHOP-SOILED/EX-DEMO	3 MONTH WARRANTY
S/H	SECONDHAND	3 MONTH WARRANTY
N/O	NEW OBSOLESCE	3 MONTH WARRANTY
A/S	AS SEEN	WITH NO WARRANTY

ROTATORS



Superb engineering standards combined with pin sharp setting accuracy means new technology from Yaesu create Kenpro Hygain.

ROTATORS

AR200XL	OFFSET TYPE 3 WIRE	£38.50
G-250	BELL TYPE TWIST/SWITCH CONTROL	£78.00
G-400	BELL TYPE METER CONTROLLER	£139.00
G-400RC	BELL TYPE ROUND CONTROLLER	£169.00
G-600RC	BELL TYPE ROUND CONTROLLER	£219.00
CD45	BELL TYPE METER CONTROLLER	£218.90
HAMIV	BELL TYPE METER CONTROLLER	£327.00
T2X	BELL TYPE METER CONTROLLER	£499.00
G-800SDX	BELL TYPE 450 DEG VAR. SPD	£325.00
G-1000SDX	BELL TYPE 450 DEG VAR. SPEED	£368.00
G-2000RC	BELL TYPE ROUND CONTROLLER	£445.00
KRS500	ELEVATION METER CONTROLLER	£149.95
KRS400	AZIMUTH/ELEV DUAL CONTROL	£279.00
RC5-1	BELL TYPE ROUND CONTROLLER	£219.00
RC5A-3	BELL TYPE VAR. SPEED AND PRESET	£425.00
RC5B-3	BELL TYPE VAR. SPEED AND PRESET	£675.00

ROTATOR HARDWARE

AR200AB	ALIGNMENT BEARING AR200XL	£17.50
KS505	ROTARY BEARING 1 1/2" MAST	£19.95
GS-065	ROTARY BEARING 2" MAST	£29.95
GC-038	LOWER MAST CLAMP G-400, 600 etc	£16.95
9523	CHANNEL MASTER BEARING	£19.95
CK46	ROTARY BEARING 1.5-2.5 MAST	£34.95
MC1	LOWER MAST CLAMP RCS SERIES	£25.00

ROTATOR CONTROL CABLE

RC5W	5 WAY G-400RC, 800, 1000SDX PER MTR.	£0.48
RC6W	6 WAY G-250, 400, 600, RC KRS500 PER MTR.	£0.66
RC8W	8 WAY HAMIV, T2X 2000RC RC SERIES PER MTR.	£0.72

CARRIAGE:

ROTATORS FREE, ROTATOR HARDWARE £2.85, ROTATOR CABLE £3.50 UP TO OVER 20 MTS, OVER 20 MTS £5.00.

STRUMECH VERSATOWER



MINITOWER 10M10 Series		
10M10P30	30FT POST MOUNT	£530.76
10M10BP30	30FT BASE PLATE MOUNT	£562.11
10M10FB30	30FT FIXED BASE MOUNT	£522.49


STANDARD 13M20 SERIES		
13M20P25	25FT POST MOUNT	£458.85
13M20P40	40FT POST MOUNT	£646.30
13M20P60	60FT POST MOUNT	£761.30
13M20FB25	25FT FIXED BASE MOUNT	£317.40
13M20FB40	40FT FIXED BASE MOUNT	£481.85
13M20FB60	60FT FIXED BASE MOUNT	£596.85
13M20BP25	25FT BASE PLATE MOUNT	£541.65
13M20BP40	40FT BASE PLATE MOUNT	£750.95
13M20BP60	60FT BASE PLATE MOUNT	£845.25
13M20M25	25FT MOBILE TOWER	£2179.25
13M20M40	40FT MOBILE TOWER	£2387.40
13M20M60	60FT MOBILE TOWER	£2557.60

HEAVY DUTY 16M20 SERIES		
16M20P40	40FT POST MOUNT	£802.70
16M20P60	60FT POST MOUNT	£910.80
16M20P80	80FT POST MOUNT	£1426.00
16M20FB40	40FT FIXED BASE MOUNT	£644.00
16M20FB60	60FT FIXED BASE MOUNT	£763.60
16M20FB80	80FT FIXED BASE MOUNT	£1219.00
16M20BP40	40FT BASE PLATE MOUNT	£851.00
16M20BP60	60FT BASE PLATE MOUNT	£952.20
16M20BP80	80FT BASE PLATE MOUNT	£1530.65
16M20M40	40FT MOBILE TOWER	£2847.40
16M20M60	60FT MOBILE TOWER	£2967.00
16M20M80	80FT MOBILE TOWER	£3680.00

ALL TOWERS EXCEPT MOBILES ARE AVAILABLE FROM STOCK. 10M10 SERIES SUPPLIED WITH STANDARD WINCHES. 13M20 & 16M20 SERIES ALL SUPPLIED WITH AUTO BRAKE WINCHES. ALL ARE SUPPLIED WITH H2R HEAD UNIT DRILLED TO TAKE GS-065 BEARING. HOLDING DOWN BOLTS FOR BP AND FB TOWERS ARE AVAILABLE AT £28.75 PER SET EXTRA.

ALTERNATIVE WINCHES AND HEAD UNITS ARE AVAILABLE AT EXTRA COST. DELIVERY IS BY QUOTATION DEPENDENT UPON DISTANCE.

MORSE KEYS



MORSE KEYS

		p.p.
HK702	STRAIGHT KEY	£42.75
HK703	STRAIGHT KEY	£49.69
HK704	STRAIGHT KEY	£26.35
HK705	STRAIGHT KEY	£26.35
HK706	STRAIGHT KEY	£28.95
HK707	STRAIGHT KEY	£25.49
HK708	STRAIGHT KEY	£26.45
HK710	STRAIGHT KEY	£41.75
HK711	STRAIGHT KEY KNEE MOUNTING	£41.75
BK100	MECHANICAL BUG	£41.45
MK701	SINGLE LEVER PADDLE	£38.35
MK702	SINGLE LEVER PADDLE	£41.50
MK703	SQUEEZE KEY	£37.00
MK704	SQUEEZE KEY	£24.99
MK705	SQUEEZE KEY	£32.78
MK706	SQUEEZE KEY	£35.00
HK802	DELUXE BRASS KEY	£39.95
HK803	DELUXE BRASS KEY	£89.95
HK804	DELUXE BRASS KEY	£95.00

MORSE EQUIPMENT

KP100	SQUEEZE KEYS	£109.25
DEWSKEYSTD	STAR MASTER KEYS	£54.69
DEWSKEY M	STAR MASTERKEY MEMORY	£94.99
DWSKY	MORSE TUTOR	£63.40

DATA TERMINAL


PK232/FAX	MULTIMODE DATA TERMINAL	£289.95
PK232/MAIL	MULTIMODE DATA TERMINAL	£319.95
	C/W Mail Drop	

SOUTHAMPTON (0703) 255111
CHESTERFIELD (0246) 453340
AXMINSTER (0297) 34918

LEEDS (0532) 530606
BIRMINGHAM 021 327 1497
 For full addresses see display advert

REALISTIC® Walkie talkies

49 MHz FM
Fully Approved To
DTI Specs MPT-1336



21-401



21-400

£24⁹⁵ EACH

• Licence Not Required

Realistic TRC-501. Only 25.4mm thick and five ounces light! Call button transmits a tone signal. Low-battery indicator, push-to-talk button, telescopic aerial. Includes belt clip. Requires one 9v battery.

£59⁹⁵ PAIR

• Licence Not Required

Realistic TRC-500. Voice-actuation gives you hands free communication. Dual-conversion superhets for high sensitivity and clear 2-way communication. Volume switch. With belt clips. Each headset requires 9v battery.

Tandy®

Over 400 Tandy Stores And
Dealerships Nationwide. See
Yellow Pages For Address Of
Store Nearest You.

InterTAN U.K. Ltd., Tandy Centre, Leamore Lane, Walsall, West Midlands. WS2 7PS
Tel: 0922 710000


Waters & Stanton

BEST PRICES! FAST MAIL ORDER

0702 206835
or 204965

ALINCO

2M 45W Lowest Priced!
FM Mobile
DR-110E
£269



Receive
130-169MHz

NEW HANDHELDS

DJ-160E 2M

This highly attractive 2 metre handy is packed with features that make other rigs look expensive. For the man who wants everything at a sensible price, this is the one! Whether you admire its sleek lines, its DTMF encoder, its multi-function keyboard or its value, you cannot help but be amazed at how much has been packed into such a small space. Send today for brochure.



£219

Key-pad
21 memories
DTMF
Extended Rx.
Rotary Tune
DC-DC
Battery Saver
Priority
Scanning
Programmable

Both with extended receive

DUALBANDER

DR510
2M/70cm

At last a dual bander that you can afford! This latest model from ALINCO offers full duplex on 2 metres and 70cms. 45 and 35 Watts output ensure long range contacts. The digital display is superb and there is a proper rotary control for frequency selection. What is more it is very small and will fit most cars. Supplied complete with mic, etc.

FULL DUPLEX



£399

DJ-120E
2M FM
3W Handy
Low Price
Slimline

10 Memories
LCD Readout
165 x 60 x 30mm
Ni-cads
AC charger


£179



DJ-460E 70CM

Now you can have a full feature 70cms hand-held at a realistic price. It offers more features and better value than any other model. Send for brochure.

£229



BETTER DEAL!

We offer best prices and super service. Not only do we care today, we also care tomorrow! Part-exchange is always welcome and we can supply any brand, usually from stock! If you want professional service at a competitive price, then contact us today.

DIAMOND ANTENNA

SUPER BASE AERIALS

These superb Diamond aerials are beautifully constructed of fibre glass by the leading manufacture of aerials in Japan (unlike some "comic" aerials which have to be glued together!). Each one covers 2m and 70cms and are broad banded and pre-tuned. Each model will handle 200 Watts and comes with all hardware and weather shroudings.

X-700 **£195.00**
The largest model made! It provides 9.3dB of gain on 2m and 13dB of gain on 70cms. Total length is 7.2 metres and the aerial is packed down in three sections.

X-500 **£129.00**
Ideal for many locations this will put a beefy signal in all directions. Gain is 8.3dB on 2m and 11.7dB on 70cms. Total length is 5.2 metres. The aerial is packed in 3 lengths.

X-300 **£89.00**
Compact yet gainy! 8.5dB on 2m and 8dB on 70cms. This two section aerial has a length of 2.5m.

X-50 **£59.00**
Supplied in one section only 1.7m long. It has a gain of 4.8dB on 2m and 7.2dB on 70cms.

DIAMOND SUPER VSWR METERS



Superbly designed and used in industry, you won't find better value for money! Each one reads direct power including P.E.P.

SX-200 **£65.00**
The "workhorse" of the range. This covers 1.8-200MHz with an accuracy of 5%. Ideal for hf and vhf it has power ranges of 5, 20 and 200 Watts.

SX-400 **£79.00**
The ideal meter for the VHF and UHF enthusiast. It covers 140-525MHz with an accuracy of 5%. Power rating is 5, 20 and 200 Watts.

SX-600 **£119.00**
This meter covers most operator's requirements. It covers the range from 1.8-525MHz. Power readings are 5, 20 and 200 Watts. Total range accuracy is 10%.

Retail & Mail Order: 18-20 Main Road, Hockley, Essex SS5 4QS. Tel: (0702) 206835/204965

Retail Only: 12 North Street, Hornchurch, Essex. Tel: (04024) 44765

VISA & ACCESS MAIL ORDER. 24 Hour Answerphone. Open 6 days a Week 9am-5.30pm.

Rail: Liverpool St./Hockley or District Line/Hornchurch.

ALL MAJOR BRANDS STOCKED

LARGEST IN SOUTH EAST

KENWOOD YAESU ICOM JAYBEAM AZDEN MIZUHO REVEX JUPITER ALINCO

SAGANT ADONIS SONY PANASONIC DATONG TONNA DIAMOND PAKRATT AOR ERA

ARE

COMMUNICATIONS
THE SHOP WITH THE SMILE

IC-R100



IC-R100 Mobile/Base Receiver now with SSB

For the enthusiast who prefers a more permanent installation the IC-R100 is ideal giving full frequency coverage of 500kHz-1800MHz and AM/FM. FM wide modes of operation. The IC-R100 boasts 100 memory channels to store your favourite stations and has features similar to the little pocket receiver. 48 monthly payments of £16.77

ONLY FROM
ARE — WITH SSB

£499

ICR7000HF Receiver 500kHz — 2GHz



Now available on super credit terms.
48 monthly payments of £33.23
Cash/cheque/credit card price.

£989.

YES, 500kHz to 2GHz CONTINUOUS receive in one unit. Using the ICR7000 multimode facilities, this probably makes the "2 in 1" ICR7000HF Receiver the most versatile scanner available today. Because of the enormous frequency coverage, the ICR7000HF has 200 mode sensitive channels for increased flexibility.

REMEMBER

WE SELL ALL WELL
KNOWN BRANDS. LET
US QUOTE FOR YOUR CHOICE
KENWOOD — ICOM — STANDARD

Opening Hours Monday-Friday 9.30 to 5.30
NOW OPEN SATURDAY 10am to 5pm



Brenda
G4VXL

Both Brenda
and Bernie
will be
pleased to
welcome you
at the
Ealing shop



Bernie
G4AOG

PHONE 081-997 4476

SAVE OVER £150
**YAESU FT 747 NOW
£499 INC VAT.**

CW & AM FILTERS ARE AVAILABLE AT £35 EACH



AVAILABLE WITH NO DEPOSIT AND
48 MONTHS TO PAY — **£16.76 PER MONTH**

THE FT747 HF TRANSCEIVER SSB/CW/AM (AND OPTIONAL FM) 100 WATTS PEP OUTPUT ON ALL HF BANDS AND GENERAL COVERAGE ON RECEIVE 100kHz-30MHz, DUAL VFO 20 MEMORIES. ALTOGETHER A SUPER ECONOMICAL HF TRANSCEIVER.

ONCE AGAIN ARE COMMUNICATIONS BREAK THE PRICE BARRIER!

NOW A 2 METRE HAND
HELD TRANSCEIVER
MADE BY KENPRO
MODEL KT22E FOR

£129 INC VAT

PACKAGE INCLUDES
NICAD PACK CHARGER
AND ANTENNA.

- ★ FULLY SYNTHESISED
- ★ THUMBWHEEL TUNING
- ★ 10 MHZ COVER ON RX
- ★ 1750 HZ TONE BURST
- ★ 600KHZ SHIFT FOR
REPEATER OPERATION
- ★ LOW AND HIGH POWER
SWITCH

£129 OR

12 MONTHLY PAYMENTS
OF **£12.31.**



**YOURS — FOR LESS
THAN 50P PER DAY**

ARE Communications Limited, 6 Royal Parade,
Hanger Lane, Ealing, London W5A 1ET, England
Tel: 081-997 4476 Fax: 081-991 2565



BUYING KENWOOD HF?

**TS950S/TS940S
TS440S/TS140S/680S?**
As an authorised dealer we offer full UK
spec at **BEST PRICES!**

NEW MK II AR1000

1000 channel Superscanner
8-1300Mhz
£249 inc. Dual band antenna
nicads and charger



"SCOOP PURCHASE"

**AMR1000 TWO METRE
FM MOBILES**

Super — Really sensitive with excellent
dynamic range!

Only £199 inc VAT
WHILE STOCKS LAST!!



NEW MK II HP100E

1000 Channel Superscanner
8-1300 Mhz
£249 inc. two antennas
VHF/UHF charger and nicads

IN AT LAST!!

NEW ICOM IC-R1
Micro-size handheld
scanner 150Khz/
1300 Mhz
£399



IC24 ET



Stocks of this superb dual-
bander now in:
SPECIAL PACKAGE: IC24ET
with extended receiver 115-
170 Mhz — Nicad and charger
£389

ARROW RADIO LTD

'The Best Deal in Amateur Radio!'



NEW KENWOOD HANDHELDS

TH26E
TERRIFIC
VALUE
£249
inc Nicad
and charger

2m and 70cm
Economy power or 5 watts,
multi function scan, tone
alert and DTSS/DTMF
Selcall


TH46E
only
£269
inc Nicad
and charger



C528 STANDARD DUAL-BANDER

with **FREE** receive extended range
— 130-172, 350-470 & 890-960 Mhz

£379.00 with batt case.
(We apologise for long delays due to world
demand for this superb radio)



ICOM R100 MOBILE SCANNER
50KHz to 1.8GHz — now in — **£499**

**WITH
SSB**

REVEX SWR/PWR METERS

W520 1.8/200Mhz 2/20/200W

£55.95

W570 1.8/1300Mhz 5/20/200W

£114.00

Other REVEX range available — all at
DISCOUNT PRICES!!

TH75E KENWOOD DUAL BANDER

with receive
140/169 & 430/460 Mhz
Nicad & Charger
£398.00

SCOOP PRICE!
MVT5000
£249



INTEREST FREE CREDIT

Many major items available with
interest free credit at one third
deposit balance over 9 months
(APR zero)

*Arrow welcome your part exchange equipment
in UK!! Call for the best deal!*

R-7000 SURVEILLANCE RECEIVERS



£989 INC FREE
COMET CRZ12DB
Super Active
Antenna

NEW IC-R72 RECEIVER



General coverage
100Khz/30Mhz,
compact size
£645

COMET ANTENNA

'The effective aerial'

MONO RADIAL: Mobile antennas independent of vehicle ground plane
CHL21J 144/432 Mhz, Unity/2.15dB, 100W Only 29cms long£15.95
CHL23J 144/432 Mhz 2.15dB/3.8dB 100W Only .44 metres£17.95
CHL24J 144/432 Mhz 2.15dB/5 dB 100W 0.8 metres long£25.30
CHL250H 144/432 Mhz 3.0dB/5.5dB 200 Watt 0.95 metres long£32.80

2x4 Series - Trilobal mobile and base station antennas
2x4M 144/432 Mhz 4.5/7.2dB 150 watt 1.53 metres£37.65

2x4 SERIES & DUAL BANDERS featuring the unique super linear converter system
2x4MAX 144/432 Mhz 8.5dB/11.9dB 200 Watt 5.4 metres "N" G.
Fibre£125.00
2x4WX 144/432 Mhz 6.5/9.0dB 200W 3.18 metres Glassfibre£79.95
2x4SUPER II 144/432 Mhz 6.0/8.4dB 200W 2.43 metres Glassfibre£77.35
2x4FX Compact 144/432 Mhz 4.5/7.2dB 200W 1.79 metres£55.80

DUPLEX & TRIPLEXERS Zinc alloy Mount
CFX5140 50/144/432 Mhz 800/800/500 Watt PEP 55dB isolation£38.10
CF413N 432/1296 Mhz 500/200W PEP 55dB Isolation "N"£36.65
CF416 144/432 Mhz 800/500 W PEP 60dB isolation£26.80

SR Series to order only. MONO BANDER MOBILE ANTENNAS
CA285 5/8 wave 3.5dB 300Watt 1.32 Metres Base loaded£15.00
CA287C 7/8 wave 5.2dB 200W 1.89 metres double co-phase£22.50
CA430TM 3 x 5/8 wave 432 Mhz 6.8dB 150W 1.47 metres£29.95

MONOBAND BASE ANTENNAS
ABC21 5/8wave Ground Plane 144 Mhz 3.4dB 200W 1.4 metres£24.50
ABC22A 2 x 5/8 wave 144 Mhz 6.5dB 2.87 metres£36.00
ABC23 3 x 5/8 wave 144 Mhz 7.8dB 200 W 4.5 metres£59.50
ABC71 5/8 wave ground plane 432 Mhz 3.4dB .54 mtrs.£21.56
ABC72 2 x 5/8 wave GP 432 Mhz 200W 5.8dB 1.07 metres£34.85
CA712EF 432 Mhz Twelve x Half wave! 9.5dB 3.10 metres£55.00

HF & 50 MHZ
CHA-5 Vertical with Loaded Radials for 80/40/20/15/10 M 200W SSB 5.29
Metres. Features trifilar wound toroidal core£219.95
S2HB4 4 El.HB9CV Beam 10.4dB for 50 MHZ 400W SSB 3.2M£67.90
CBL30 HF 1.7 — 30 Mhz Balun 1:1 1kw£20.85

CRZ/DISCONC & HANDHELD ANTENNAS
CRZ12DB A Unique wide band Active antenna 500Hz to 1500 Mhz 1.24
Metres with controller£96.30
CDS180 Discone 28-1300Mhz + TX 6/2170/23£69.50
CRZ-07 Mobile Wide-band Active£66.50

HEAD OFFICE:

5 The Street, Hatfield Peverel, Chelmsford, Essex CM3 2EJ
Tel: 0245 381626/381673 Fax: 0245 381436
Hours: 9-5 (Closed Thursdays)



**YOUR ORDER CAN BE TELEPHONED WITH CREDIT
CARD DETAILS & DESPATCHED IMMEDIATELY!**
FREE FINANCE ON MANY MAJOR ITEMS AT RRP.
(Ask for details of qualifying items —
see examples above).

BRANCHES:

GLASGOW: Unit 17, Six Harmony Row, Govan,
Glasgow, Scotland G51 3BA. Tel: 041 445 3060.
Hours 8.30-5.30 Mon-Fri (closed Saturday)
WIGAN: Greensway Arcade, Gerrard Street, Ashton-
in-Makerfield, Wigan, Lancs. Tel: 0942 713405
LEICESTER: DAVE FOSTER (Agent). Tel: 0533
608189. Latest calls 8.30pm please!

DEWSBURY

G4CLX

ELECTRONICS

NEW

NEW

***PRESENTS THE
SUPA RANGE OF PRODUCTS***

SUPA-TUTA



TO TEACH YOU MORSE
— QUICKLY

£69-95


SUPA-KEYA



THE MOST USER FRIENDLY
KEYER AROUND

£97-50

SUPA-TUNA



MAKES SELECTING
FREQUENCIES EASIER

£65-95

**SEND S.A.E.
FOR DETAILS
OR
ORDER NOW
BY PHONE.
ALL PRICES
INCLUDE VAT.**

FULL RANGE OF KENWOOD PRODUCTS STOCKED

We are also stockists of DAIWA — POCOM — JRC — TAR — WAVECOM — VIBROPLEX —
MICROWAVE MODULES — B.N.O.S.

Dewsbury Electronics, 176 Lower High Street, Stourbridge, West Midlands DY8 1TG

Telephone: Stourbridge (0384) 390063/371228

Fax: (0384) 371228

Instant finance available subject to status. Written details on request.



YAESU
ICOM
Authorised Dealer

MARTIN LYNCH

G4HKS

AMSTRAD
STANDARD
Authorised Dealer

THE AMATEUR RADIO EXCHANGE CENTRE

286 Northfield Avenue, Ealing, London W5 4JU. Tel; 081 566 1120 Fax; 081 566 1207

By the time you read this, I've opened a NEW Amateur Radio Exchange Centre in Ealing.

Better still, it is in an easy to park, easy to get to location, (the showroom is only minutes from the M4/M40/M25, opposite Northfields Tube Station on the Piccadilly Line, and surrounded by bus stops). It is a large, bright, modern shop, with lots of display area, stacked full of equipment.

Martin Lynch is a Licenced Credit Broker

Full details upon request

PHONE 081 566 1120



For fast mail order Tel: 081 000 0000.

Please add £10 for 48 hour delivery.

Shop opening hours; Tuesday - Saturday 10 - 6pm. Fax order line open 24 hours.

I've got some **SPECIAL OPENING OFFERS**, including a range of good, clean used Amateur Radio Equipment.

All the makes, including Yaesu, Icom, Amstrad, Bearcat, Standard and many, many more and here for you to see. Better still, I'm an **Authorised Outlet** for the lot!

You have dealt with me before, so you know the face - I have been in the business for years. Now it's my turn!!!
Pop in or telephone me today. Call 081 000 0000

"Characteristics" for Amateur Radio

44 Hildethorpe Road, Bridlington, East Yorkshire YO15 3BG
Tel: (0262) 673635 Fax: (0262) 670568



Door Plaques "The Shack"
£3.25

Personalized Mugs £3.75

Allow 3 weeks for delivery of mugs.
Prices include P&P. Cash with order.

MAKE YOUR INTERESTS PAY!

Over the past 100 years more than 9 million students throughout the world have found it worth their while! An ICS home-study course can help you get a better job, make more money and have more fun out of life! ICS has over 90 years experience in home study courses and is the largest correspondence school in the world. You learn at your own pace, when and where you want under the guidance of expert 'personal' tutors. Find out how we can help YOU. Post or phone today for your **FREE INFORMATION PACK** on the course of your choice. (tick one box only)

Electronics	<input type="checkbox"/>	TV, Video & Hi-Fi Servicing	<input type="checkbox"/>
Basic Electronic Engineering (City & Guilds)	<input type="checkbox"/>	Refrigeration & Air Conditioning	<input type="checkbox"/>
Electrical Engineering	<input type="checkbox"/>	Car Mechanics	<input type="checkbox"/>
Electrical Contracting/Installation	<input type="checkbox"/>	Computer Programming	<input type="checkbox"/>
GCSE/GCE/SCE over 40 examination subjects to choose from			

Name _____ Address _____

ICS

International Correspondence Schools, Dept. EESA0 312/314 High Street, Sutton, Surrey SM1 1PR
Telephone 081-643 9586 or 041-221 2926 (24 hours)

AKD

Unit 5
Parsons Green Estate
Boulton Road
Stevenage
Herts SG1 4QG



THE FILTER SPECIALISTS



MAIL ORDER DEPT.
Stock Items Normally
Despatched within 48 hours,
21 days latest.
TEL. 0438 351710

TV INTERFERENCE PROBLEMS??!!

Are you having trouble receiving a watchable picture on your TV? If so, the cause may be aerialborne interference. For many years AKD has manufactured a low cost range of in-line interference suppression filters that are easily inserted into the aerial system to help reduce the effects of interference from local taxi radio, CB, amateur radio, airport radar, etc. Each filter is terminated in standard aerial co-ax plug and socket and requires no external power. Fitting could not be more simple. No technical knowledge is needed. There are 13 standard stocked filters in our range, but individual filters can be tuned to reject interference at specific frequencies if required. If you are not sure which filter type to order or have any questions regarding interference phone our helpline on 0438 351710 and ask for John who will be pleased to assist you in making the best choice of filter.

THE FILTER RANGE IS AS FOLLOWS:

FILTER TYPE RBF1

A range of filters designed to eliminate Radar Blip, especially noticeable on video recorders. Stocked on channel 36 and 846MHz (RAF Boulmer interference) can be tuned at our factory from 420MHz to 890MHz. £7.65

FILTER TYPE TNF2 (Suitable for UHF TV only)

A range of Tuned Notch filters stocked on generally useful frequencies used by Amateur Radio operators, CB users, Private Taxi companies. Can also be factory tuned to reject any spot frequency up to 300MHz. Now stocked at 50 & 70 MHz. £8.75

FILTER TYPE HPF1

Used in weaker reception areas for general interference problems. Use with UHF TV, Video & Pre-Amps £7.65

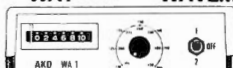
FILTER TYPE HPFS

Used in strong signal area for severe interference on UHF only £8.25

FILTER TYPE BB1


A general purpose filter that can be used on its own or together with other filters in our range for severe interference problems. Ideal at the input of VCR and Pre-Amps. £7.65

WA1 WAVEMETER £27.25



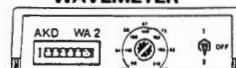
Our Waveabsorption meter for 2 Mtr transmitters meets licensing requirements range 120MHz to 450MHz, very sensitive, can also be used as field strength meter within its range. Requires PP3 type battery (not supplied).

HFC1 CONVERTER £49.00



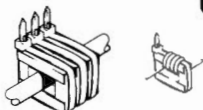
Tune from 100, 1MHz to 160MHz, gives tuning range of 100kHz to 60MHz, uses double balanced mixer, with low pass filter on input. ★ Can be supplied with BNC termination for other scanners ★

WA2 WAVEMETER £27.25



Our Wave absorption meter for the 50 & 70 MHz Bands. Meets licensing requirements. Can also be used as field strength meter within its range. Requires PP3 battery (not supplied).

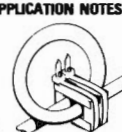
Unifilter 'CLAMP-ON' RADIO-FREQUENCY CHOKE



Allows leads to be toroidally protected without the need to cut or remove plugs or connectors. Ideally suited for moulded plugs, leads, ribbon, and large diameter cables. Can easily be fitted and stacked in multiples to increase rejection. 'UNIFILTER' works by suppressing the interference currents that flow along the outside of cables without affecting the signals or power flowing inside. This means that you don't need to worry about upsetting normal operation or invalidating guarantees. Suitable for both reducing the emission of, or rejecting the effect of, 'common mode' interference as experienced on computer, hi-fi & speaker leads, as well as the normal mains & aerial cables.

UF 4 KIT (SUITABLE FOR SMALLER INSTALLATIONS) £10.85

UF 8 KIT (FOR MULTI INSTALLATIONS) £21.50



PHONE OR SAE FOR PRODUCT SPECIFICATION & APPLICATION NOTES

ALL PRODUCTS ARE AVAILABLE FROM US DIRECT
MAIL ORDER OR WHY NOT MAKE USE OF OUR ACCESS
& VISA FACILITIES TO ENSURE MINIMUM DELAY

ALL AKD PRODUCTS CARRY THE USUAL AKD 2 YEAR
GUARANTEE. PRICES QUOTED ARE CORRECT AT TIME
OF GOING TO PRESS AND INCLUDE VAT,
POSTAGE & PACKING

TRADE ENQUIRIES WELCOME
TRADE ORDERS CAN NOW BE PLACED BY
FAX ON 0438 357591

Props: RT & VEL Wagstaffe. Technical Adviser: John Armstrong

Keylines

Our hobby is unique in that it's the only pastime protected by a world-wide treaty. As radio amateurs we value the Geneva Convention governing "the self-training in communications" which gives us the freedom to communicate with like-minded amateurs the world over.

Even in the dark days of the 'Cold War' the many thousands of enthusiasts behind the "Iron Curtain" were able to join amateurs in the west with comparative ease - albeit 'over the air'.


In those days, as now, many organisations and individuals were watching eagerly for the chance to obtain almost any part of the radio frequency spectrum for their own requirements. As time passes, international pressure on our coveted frequencies will grow. It now seems we may have another problem appearing over the horizon with the appearance of the newly-launched Pakistani satellite BADR-1.

Promoting Ideologies

The press release from the Pakistani Government department responsible for the new satellite (launched on July 16) made interesting reading. I found the style of press release - bearing in mind that satellite BADR-1 appears to be very similar to other AMSAT vehicles (and is operating within internationally-allocated amateur frequencies) - very disturbing. The style of the writing seemed to be promoting their particular ideology rather than technology.

The whole document was couched in the terms that I've come to associate with political bodies and the upsurge of Middle-Eastern ideologies that we hear on the TV and radio news virtually every day.

Indeed, in the first paragraph the promotional release firmly states that the successful launch was not only a historic event for the country concerned, but also for their ideology. I had to read it very carefully to find any reference to amateur radio and when I did, it was mentioned last and then only as "the amateur community".



Rob Munro G3XFD

Not Amateur Radio?

It seems to me that the whole Pakistani satellite exercise may not be an amateur radio project at all, but is being undertaken by non-radio amateurs for governmental purposes. When I contacted the Pakistani High Commission in London to obtain further information, none was forthcoming.

A spokesman suggested that I talk to the Military Attache as it appeared to be a military matter. I was not surprised when he had no comment to make to the press!

Radio amateurs around the world should be aware of the possibility of a new threat to the hobby. AMSAT activities could be at risk, if nations that don't have either the expertise or the huge amounts of cash available to develop their own research satellites, adopt this apparently short-cut approach to the starting gate of the space-race.

Silent Key

It's not often that a radio hobby magazine celebrates its 1000th issue. To mark the occasion we had a rather special cake made complete with magazine logo. As *PW* had been established since 1932, the radio and television news journalists who joined our staff celebrations, also wanted to meet our oldest known reader, Leo Worboys G3AFD.

Leo had read *PW* ever since the early days and like the magazine, he too was a pioneer. It was a great pleasure to have Leo join us along with his 'assistant' Elaine GOCZ who was a great friend and the motive power for Leo's wheelchair.

Despite the fact that Leo was 93 years old and confined to the wheelchair, he was very alert and a great wit.

Although everyone has to go sometime, we were sad when Leo died in late July.

G3AFD was one of those people that you could

always count on. Leo was always 'there' when you wanted a signal check or some advice. I was also a frequent visitor to his radio shop - he ran one of the longest established radio retailers in Southampton - to buy my *PW* every month. This was despite the fact that his "Back in 10 Minutes" notice always seemed to be displayed on the door!

In later years I frequently reminded and 'ribbed' Leo about how he made me wait for my ordered *PW* every month - until he'd read it! Whenever I worked Leo on 70MHz (he literally 'sat' on 70.260MHz all day in the 70s) I only had to call "CQ Scrooge" and he'd reply immediately! I'll certainly miss meeting Leo with Elaine at the rallies in future.

Packet Panorama

From this issue onwards our very popular feature for Packet radio enthusiasts will

appear under the title 'Packet Panorama'. G3LDI's approach to the subject - reflecting the international appeal of this very modern facet of the hobby - appeals to many of our readers.

So, keep those letters coming and those mailboxes buzzing to help Roger to give you the best view of Packet every month.

Thorny Problem

The RTTY section in 'Backscatter' has always been a popular section of the magazine. But despite this, Mike Richards G4WNC - who compiles and writes the section - has run up against a thorny problem brought about by the introduction of new data modes.

Mike has found that with the growing popularity of Packet radio, it's increasingly difficult to separate RTTY, Packet and FAX modes. As Packet and FAX are already covered in *PW* Mike has decided to stop writing the monthly RTTY section. In future Mike will be concentrating on RTTY, AMTOR and other special features and reviews. So we can promise some good reading!

Circuits and Ideas

Starting in the November issue of *PW* we'll be starting to publish **YOUR** circuit ideas. We've had many requests to introduce this feature and now's your chance. Send in your idea with a clearly drawn circuit diagram with component values marked and a very brief description of what the circuit does. The idea must be as original as possible and sources must be quoted where relevant.

No instructions - other than important details - will be printed. The idea is to provide 'building blocks' for further experimentation. Each circuit published will win a prize voucher for its author and don't forget - originality, innovation and neatness will help **YOU** to win.

We apologise to readers that 'CB Corner' and part 4 of 'Valve Technology' have been held over this month.

Receiving You...

★★★★★STAR LETTER★★★★★

Dear Sir

Electromagnetic Compatibility. Another of those 'phrases' generating enigmatic initials wished upon us, undemocratically, by the grey eminences in the electrical world. No doubt those same eminences who, among other things, and again undemocratically are endeavouring to twist a non-descript rectangle upon us in place of the diagrammatic standard resistance symbol. A symbol unusually recognised and used for over a century.

What precisely does e.m.c. mean? Rob Mannion G3XFD says "radio interference".

I would, however as a former Post Office Radio Service engineer well versed in the subject, with 27 years of interference tracing and 'killing' behind me, say that it means nothing of the sort!

If anyone, or anybody, Police, Fire, Ambulance, p.m.r. or private persons had complained to me that their respective radio or TV systems were suffering from "electromagnetic compatibility", I would have taken a hard look at the 'mickey' taking capability of the complainant(s)! A jaundiced look, indeed!

So what does e.m.c. really mean? Compatibility we all understand. 'Electromagnetic' by itself is an adjective and needs something added to which it applies. In this case, since radio interference is involved, we assume r.f.e.m. waves travelling in the medium we used to call the 'ether', because radio interference is just such.

Nobody welcomes r.i. on whatever receiver, therefore in this case so called e.m.c. becomes e.m.i. with apologies and all due respects!. Electromagnetic INCOMPATIBILITY!

I suspect, however, that in the case of rx's, the capability to which emc could refer is the complete rejection or lack of response to any signal out of channel. But signals out of channel are by no means interference. Interference is unwanted noise you hear on channel.

If the set responds to any signal out of band together with the wanted signal, again this wouldn't be bona fide interference. Just a bad receiver.

Therefore the only connection between e.m.c. and interference is that radio interference is an electromagnetic state in the transmission medium affecting or marring one wanted signal or an alive band in the radio spectrum, but then so are Droitwich and other electromagnetic states in the transmission medium. An electromechanical relay opens and closes sets of electrical contacts under electromagnetic stress, but it doesn't necessarily cause r.i.!

I would suggest that the compiler hash from 11kV. overheads is not 'computer hash' but discharges on the system caused by poor insulator glazing, ties, binders, pvc covering etc. and faults which have remained unlocated and therefore uncorrected since the dislocation of the Radio Interference Service of the former GPO and BT/Home Office by an electromagnetically incompatible government!

**Alan B Pidgeon G6CBP
Worcester WR2 4JQ**

Send your letters to the Editorial Offices in Poole, the address is on our contents page. Writer of the Star Letter each month will receive a voucher worth £10 to spend on items from our PCB or Book Services, or on PW back numbers, binders, reprints or computer program cassettes. And there's a £5 voucher for every other letter published.

Letters must be original, and not duplicated to any other magazines. We reserve the right to edit or shorten any letter.

Brief letters may be filed via our Prestel Mailbox number 202671191. The views expressed in letters are not necessarily those of *Practical Wireless*.

Dear Sir

I was quite pleased to see the letter from G4HFU in August PW. He has expressed something that I have felt quite strongly about for some time now. Hopefully, his letter has been widely read by both friends and foes of packet because it goes a long way towards putting packet radio into perspective.

There are still far too many people who fear the 'packet invasion' and perhaps G4HFU's letter will go some way towards calming their fears. There are also a lot of converts to packet who never fully understand the nature of the mode and who somehow feel that they have to 'operate' packet to get the full benefit and then complain bitterly when their fellow users attempt to dissuade them from running high power, DXing nodes and BBS's, etc. (Someone once said that "If it has wheels someone will race it", I'd like to add that if it puts out r.f. someone will DX it!)

I don't believe that the visionaries who gave us packet radio a decade ago ever intended it to be an 'operator's' mode but, instead, a tool to be used in conjunction with our other activities.

The whole concept of a mode where contacts don't have to be conducted in real time is a bit difficult for many of us to

fully appreciate until we've been involved with it for some time. I know I had a problem with this at first.

Some operators never get over their disappointment that there are not more 'live' contacts and go back to their former real-time modes. (No, I'm not against 'live packet').

The remainder of us, once we see what all the fuss is about, attempt to make the best of this powerful new tool by keeping a packet station (hopefully, low power) on the air and checking the local BBS once a day for anything new and interesting. Meanwhile, we carry on with our c.w., s.s.b., f.m. or whatever...

To those who go into packet looking for 'live' RTTY-type contacts, you may be disappointed. Live contacts are there and they are fun but very thin on the ground. If that's your expectation from packet, best to opt for RTTY, instead.

For those who fear that packet and computers are taking over, your worst fears are partially realised. There are fully automated contacts taking place on packet all the time, but they'll never replace live conversation. Why not have a look and see what it's all about?

**Dave Word
G4YYW/N4DYR
Scarborough**

Dear Sir

Amateur Radio - Hobby or career?

Have you looked at what the RSGB propose for a novice course? (If not do so). Things no 'A' Class have had to study or do. My advice, go for the C&G and go all the way or stay on CB (h.f. no exam). My ideas for a workable system are:-

1. v.h.f. Novice exam on proceeding only.

2. h.f. & v.h.f. Novice as above and typing speed exam.

3. A & B as before (no change). 'A' with a typing test.

Novice restricted to part of the band and type approved equipment (no home brew). I use the word 'typing' as I envisage the Novice using a date mode only from the keyboard.

**Dave Milne GM1YXM
Edinburgh**

Dear Sir

Puzzles and prizes are all very well but **please** could we have some updated DATACARDS showing location of repeaters etc etc?

**S. Sier GW6UUF
Mid-Glamorgan
South Wales
CF31 4QJ**



Editors Reply: Mr Siers's request is one among a number. We are hoping to beat the economic crisis and up-date the cards as soon as we can! **G3XFD.**

PW has received a letter from Hubert DG9NCX. He's looking for skeds on 144MHz, 430MHz and 1.3GHz. Anyone who can help should write to:

Hubert Metz DG9NCX
Heiurich-Schatzel-Str 17
8716 Effeldorf
West Germany

SPOT THE DIFFERENCE

Competition Corner



Worthington, our cartoonist, has made 12 major changes to the top cartoon. Just circle all 12 changes, in ink please, on the bottom cartoon and post the complete page to SPOT THE DIFFERENCE, Practical Wireless Magazine, Enefco House, The Quay, Poole, Dorset BH15 1PP to arrive not later than Friday 12th October 1990. The first correct entry drawn out of 'the hat' will win a 1 year subscription to *Practical Wireless*. The Editor's decision is final and no correspondence will be entered into.

Name

Address

Postcode

Services

Queries

We will always try to help readers having difficulties with a *Practical Wireless* project, but please note the following simple rules:

- 1: We cannot give advice on modifications to our designs, nor on commercial radio, TV or electronic equipment.
- 2: We cannot deal with technical queries over the telephone.
- 3: All letters asking for advice must be accompanied by a stamped, self-addressed envelope (or envelope plus IRCs for overseas readers).
- 4: Make sure you describe the query adequately.
- 5: Only one query per letter please.

Back Numbers & Binders

Limited stocks of many issues of *PW* for the past years are available at £1.65 each including post and packing.

Binders, each holding one volume of *PW*, are available price £4.50 each (£1 P&P for one, £2 for two or more).

Send all orders to the Post Sales Department.

Subscriptions

Subscriptions are available both for the UK and overseas. Please see current issues for the latest prices.

Constructional Projects

Each constructional project is given a rating to guide readers as to its complexity.

Beginner: A project that can be tackled by a beginner who is able to identify components and handle a soldering iron fairly competently.

Intermediate: A fair degree of experience in building electronic or radio projects is assumed, but only basic test equipment is needed to complete any tests and adjustments.

Advanced: A project likely to appeal to an experienced constructor and often requiring access to workshop facilities and test equipment for construction, testing and alignment. Definitely not recommended for a beginner to tackle on their own.

Components for our projects are usually available from advertisers. For more difficult items a source will be suggested in the article. Kits for many of our recent projects are available from CPL Electronics and FJP KITS, both of who advertise in the magazine. The printed circuit boards are available, mail order, from the Post Sales Department.


Mail Order

All *PW* services are available Mail Order, either by post or using the 24hr Mail Order Hotline (0202) 665524. Payment should be by cheque (overseas orders must be drawn on a London Clearing Bank), Access, Mastercard or Visa please.

Wireless Line

This is an information service for the radio enthusiast, updated each Friday. Calls cost 44p per minute peak time and 38p per minute off-peak. The number to ring is: (0898) 654632.

Newsdesk '90



ITW Switches Custom Capability

In addition to their comprehensive range of Licon Pushbutton switches and Microswitches and UID Slide and Rocker switches, ITW Switches also manufactures many special designs to meet customers' specific requirements. Using their considerable switch design experience, ITW's team consult with a customer to investigate and evaluate the design options before going on to produce prototypes for testing prior to full scale manufacture.

Extensive quality control and in-house test facilities with AQAP 4 and CAA approvals ensure that high standards are maintained for all products to the level of military specifications and type approval.

Enquiries to:

**Ian Brown ITW Switches, Norway Road,
Portsmouth, Hants PO3 5HT Tel: (0705) 694971**

Trigger

The NanoTECH Trigger fulfills an important need in the daily activities of design, development and service engineers working on digital circuits, especially those that are microprocessor based.

When a set of user-specified conditions is met, the Trigger provides a t.t.l. active-low trigger pulse at its output. The trigger pulse may be used to initiate data acquisition by an oscilloscope, bus or logic analyser, or to trigger a breakpoint or interrupt circuitry in the system under test, or any in-circuit emulator or other equipment attached to it. By routing the pulse to the carry input of another unit, several Triggers may be cascaded to provide a trigger signal when specified conditions are met simultaneously on a number

of chips. For example, three Triggers can monitor the occurrence of a particular 8-bit data byte at a given 16-bit address.

Inexpensive and easy to use, the Trigger is designed to monitor chips in dual-inline packages on 0.3in spacing. The same unit caters for chips with between 8 to 20 pins and having power and ground signals at opposite corners. It may be used with either digital or mixed analogue/digital chips.

The NanoTECH Trigger costs £79.95 plus VAT, post & packing.

Further information from:

**Chris Moller
Nanosecond Technology Ltd
344-346 High Street
Cottenham
Cambridge CB4 4TX
Tel: (0954) 51455**

German PTT Buys Marconi Transmitters

Marconi Communication Systems Ltd., has been awarded a contract to supply the German PTT (Deutsche Bundespost) with five 10kW high frequency communication amplifiers for ship/shore communications. The contract was awarded through Intronic GmbH in the face of fierce competition from the UK, Europe and USA. The type H1141 amplifiers will be installed at transmitter sites at Elmshorn (32km north of Hamburg) and Osterloog (32km north of Emden).

One of the major technical advantages of the system is the use of the H1141 amplifier, which provides a 'fast tuning' facility whereby frequency changes are achieved in less than five seconds. These new amplifiers replaced those previously installed by AEG Telefunken. Over 450 of these transmitters are in service with PTT authorities and organisations throughout the world, where high reliability and frequency stability are important requirements.

Cushcraft AR-270 Dual Band Ringo

The new AR-270 Dual Band Ringo is the perfect antenna for any dual band 2m/70cm amateur base station transceiver.


The antenna is a durable lightweight design that is all aluminium in construction and utilises stainless steel hardware.

The AR-270 is a compact antenna measuring 3.75' high. It has 3.7dB gain on 2m and 5.5dB on 70cm. You can enjoy full bandwidth on 2m and over

15MHz on 435 through 450MHz to work your desired f.m. repeater.

With its two section vertical element, three short radials weather sealed phasing coil and weighing only 2 pounds, the AR-270 is ready to install anywhere and is ideal for limited place requirements.

The AR-270 is available through amateur dealers world-wide.



Lowe's Takeover

Just 10 years after leaving Lowe Electronics to start his own company, Zycomm Electronics Managing Director, Ian Sneap, this week announced that his company have taken over Matlock based Lowe Electronics Ltd.

Lowe Electronics was formed 26 years ago when the founder J. B. (Bill) Lowe took early retirement from the mineral mining industry and turned his hobby of amateur radio into a business. Lowe has now grown

to be the leading amateur radio outlet in the country and has branches in Glasgow, Darlington, Cambridge, London, Bournemouth and Cardiff as well as the head office and engineering facility at Matlock. Zycomm Electronics Ltd was formed in 1979 when Ian Sneap left Lowe Electronics to form his own company with his co-director Roger Geeson. Over the past 10 years Zycomm has grown and developed in a remarkably similar fashion to Lowe.

New Television Relay for Lewes, East Sussex

A new relay station will shortly bring good television and teletext reception to about 1700 people in Lewes, including the Southover and South Malling areas. It is being built jointly by the BBC and the IBA on the roof of Lewes County Hall, and is expected to open in the next few weeks. Details of the opening date will be given on Ceefax page 698 and Oracle page 697.

The channels to be used at the Lewes are:

Channel 22	BBC1 South East
Channel 25	ITV TVS (South East)
Channel 28	BBC2 South East
Channel 32	Channel 4

To take full advantage of this new service, viewers will need a group A aerial, fitted outdoors and carefully aligned on the new relay.

Viewers to the north and east of the new relay should fit the antenna with the rods vertical while those living to the south should install it with the rods horizontal.

Further information from the BBC or IBA.

Can Anyone Help?

Can anyone help Mark Parker in finding the following items he had stolen; a Cybernet Delta One (934MHz) rig, 27MHz transceiver, one pair of binoculars and a number of assorted tools. The equipment was taken from the Burma Station Forecourt, Malborough Road, Swindon in Wiltshire. Any information should be sent to Mark c/o us and we will pass it on.

The Right Switch For The Job

SASCO is now offering an extended range of electro-mechanical switches to cover virtually any application.

Rocker types include the Arrow Hart Elite mini series which are elegantly styled and available in both illuminated and non-illuminated versions. Suitable for use in areas ranging from office equipment and computers to domestic appliances, the devices feature an inrush capacity of 100A for 4ms. They are rated at 6(4)A, 250V a.c. and are available in all popular circuit versions to fit cutouts of 19.2-19.8mm x 12.9mm. Subminiature switches include Lima toggle, rocker and paddle devices which are fully washable and have straight or formed p.c.b. terminations. Variants include single and double pole; 2 and 3 position; and maintained and momentary action to simplify selection of the best possible configuration.

For miniature applications, Delta Series are also fully washable to withstand wave/flow-soldering processes and offer a wide selection of circuit functions and actuator styles with both straight and right-angle terminations.

Steve Bacon
SASCO
PO Box 2000
Crawley
Sussex
RH10 2RU
Tel: (0293) 28700

New Philips RF Generators

Two new high resolution r.f. signal generators from Philips Test and Measurement, the 180MHz PM5327 and PM5328, have a new user interface based on a large, multifunction l.c.d. screen that makes operation much simpler than conventional instruments in this class. PM5327 and PM5328 offer a wide range of modulation facilities including a.m., f.m., a stereo f.m. option and sweep. Modulation may be external as well as internal and all parameters such as modulation frequency, sweep width and frequency deviation are selectable. A number of preset internal modulation frequencies and ten calibrated sweep widths are also included. Operation of these generators is simplified by the multifunction backlit l.c.d. screen, which provides full, clear information on all signal parameters, selections and settings. Parameter selection is by pushbutton-activated menus covering frequency, output level, modulation mode and

modulation parameters.

The PM5327 and PM5328 offer frequency resolution of 10Hz, making them ideal for the testing of narrow-band systems.

Attenuation is set in fine 0.1dB steps, making accurate sensitivity checks easy. The output level range is from -127dBm to +7dBm (PM5327) and -127 to +13dBm (PM5328). The frequency increment mode makes it easy to check circuit response frequency in the r.f. and i.f. bands, while increments are pre-selectable for precise tuning to critical response frequencies.

Both models have a non-volatile memory for storage of complete front panel set-ups. This memory holds 99 set-ups in the PM5328 and 10 settings in the PM5327. Stored settings can be recalled remotely via the IEEE-488.2 interface, to speed and simplify GPIB programming.


For further information, please contact:

Graham Sibley
Philips Test & Measurement
Colonial Way, Watford
Hertfordshire WD2 4TT
Tel: (0923) 240511

Power Supply Transformer

A new transformer from Maplin Electronics will solve power supply problems for valve equipped projects. The transformer, part reference number XP27E, will be available in the new Maplin catalogue from September. Priced at £8.95, the transformer has a 240V 100mA secondary h.t. winding and 6.3V 1.5A filament winding and has been introduced by Maplins following requests from customers.

Maplin Electronics
PO Box 3, Rayleigh, Essex SS6 8LR



New Products

Personalised mugs and plaques have recently been introduced by Characteristics of Yorkshire. The prices are £3.75 for the personalised mug and £3.25 for the plaque, including postage and packing, or £3 for the mug and £2.75 for the plaque if purchased at the shop in Bridlington.

The plaques are by return, but as the mugs are personalised, they will take two to three weeks for delivery.

Characteristics
44 Hilderthorpe Road
Bridlington
Yorkshire
YO15 3BG
Tel: (0262) 673635

Cash in all Rally Season long with Practical Wireless

Cut out this coupon and bring it with you to any of the rallies that *Practical Wireless* is attending and you can save 5% on goods bought from our stand. If you collect the coupon from two separate months of *Practical Wireless* you can save 10% on goods purchased from *Practical Wireless* at the rally.

If you don't want to cut up your magazine, bring the whole issue along and we will validate the coupon without removing it from your magazine.

Offer limited to a total of two coupons per transaction

PW DISCOUNT VOUCHER OCTOBER 1990

Newsdesk '90

VSO

Richard Mitchell has recently returned from spending two years working as a technical teacher with the UK Charity VSO (Voluntary Service Overseas) in Nigeria, West Africa.

He thought other readers might like to hear about the opportunities VSO offers practically-minded people to live and work overseas. Every year the charity receives over 50 requests for men and women to help teach the new Introductory Technology course (Introtech) in Nigerian Schools.

Introtech aims to teach basic technology in secondary schools - it is similar to the Craft, Design and Technology course in the UK. Practical projects include the making of toys, jewellery, electrical torches and musical instruments from a range of materials. Through these, students learn about materials, design, technical drawing and measuring and so build up

a basic technical knowledge.

Given the broad nature of the subject, VSO is looking for people from a wide range of backgrounds - DIY, carpentry, technical drawing, metalwork, ceramics and vehicle maintenance. You will need a qualification, ranging from City & Guilds part three to degree and at least two years' work experience. VSO jobs are for a minimum of two years and volunteers are paid at local rates.

VSO volunteers also need quite demanding personal qualities like enthusiasm, adaptability, initiative and a good sense of humour to teach in what is often a very challenging environment. It is a job equally suitable for men and women.

If you would like to know more, please contact Richard Mitchell at:

**The Recruitment Unit
VSO
317 Putney Bridge Rd
London
SW15 2PN
Tel: 081-780 2266**

Two New Dealers

MET Antennas, the Bromsgrove based manufacturer, are pleased to announce the appointment of two new dealers in the UK. Both dealers carry a stock range and offer full manufacturers back up. They are:

**Border
Communications Ltd
Units 8a-8c
Drum Industrial Estate
Chester Le Street
Co. Durham
Tel: 091-410 6969**

**Western Electrical
Distributors Ltd
Radfords Field
Maesbury Road
Oswestry
Shropshire
Tel: (0691) 653221**

**SEND YOUR NEWS ITEMS TO
SHARON GEORGE AT OUR
EDITORIAL OFFICE..**

Screw Contact PCB Connectors


LMI UK announce a new range of low cost 32-way screw contact p.c.b. connectors.

Codenamed 302 series they are ideal for use where space is at a premium, and incorporate what is claimed to be a unique clamping/locking device with screw and wire on the same plane.

Manufactured from Polycarbonate, these products can operate with a temperature range of -40°C to +125°C and have a current rating of 6A per gold plated contact. They are interchangeable with DIN 41612 devices and are fully approved to UL and CSA standards.

For further information, contact:

**Paul Haynes, LMI UK, Unit 20, Ptarmigan Place
Attleborough Fields Ind Estate, Nuneaton
Warwickshire CV11 6RX
Tel: (0203) 642429**



Benchtop Precision Multimeter

Now available from STC Instrument Services, the remarkable Schlumberger 7151 multimeter incorporates two integral microprocessors which carry out a variety of functions that would normally require a separate computer and test gear to achieve similar results with a standard instrument.

It employs ultra-low-noise circuits designed to operate at 100nV sensitivity on d.c., 1µV on a.c., and down to 1 milliohm using 4-wire resistance measuring. A very high level of linearity over the full dynamic range is provided by its pulse-width A/D converter which, together with a special precision reference, provides a basic accuracy of 0.002%.

Other features include temperature measurement using a platinum resistance sensor; the ability to introduce digital filtering; a pushbutton null facility to zero voltage or current d.c. as well as resistance; the ability to scan, for example, the latest 100 readings to build-up a real time picture of trends; electronic auto-calibration; non-volatile real-time clock control; a history file to collect and retain up to 500 results; and Reset or Resume capabilities after power fail.

**Simon Howard, STC Instrument Services
Dewar House
Central Road, Harlow, Essex, CM20 2TA
Tel: (0279) 641641**

Regarding Feet - Where Do You Stand?

Perancea stand silent and secure with their new range of Self Adhesive Instrument Case Feet. These feet ensure protection for both equipment and surface. Whilst aiding intended movement, they will not slip or scratch surfaces and provide protection to sensitive instruments by reducing vibration.

Simple and quick to apply (just peel off the backing and press into place) they provide the efficient and cheap answer with prices from 2 1/2p to 8 1/2p each for reasonable quantities. Supplied in either plate finish solid black rubber or light grey closed cell expanded pvc, a comprehensive range of standard sizes from 7.5mm to 25mm diameter are available from stock. The specialised production and tooling methods also offer very competitive pricing on special shapes and sizes. Tooling costs can be as low as £50, providing an economic method for both prototype and production needs. Alternative materials such as fluted rubber, felt, expanded neoprene closed cell sponge, EDPM, expanded natural closed cell sponge and expanded closed cell polyethylene can also be supplied. Comprehensive literature complete with samples is available now.

**Perancea, 6-7 Rosebery Mews, Rosebery Road,
London N10 2LG. Tel: 081-365 2520**

Multilayer Ceramic Capacitors

Kemet C052/CO62 series multilayer ceramic capacitors are supplied by Unitel in three different dielectrics - COG and X7R to IECQ requirements and the Z5U for commercial applications.

These radial products are designed for professional use and cover the capacitance range from 10pF to 1µF and voltages of 50, 100 and 200V.

For further details, contact:

**Alan Coulling
Unitel Ltd
Unitel House
Fishers Green Road
Stevenage
Herts
SG1 2PT
Tel: (0438) 312393**

Newsdesk '90

Practical Wireless 144MHz QRP Contest Results 1990

The leading Scottish station **GM4CAA/P** will be presented with the **Tennamast Trophy** at the Scottish Amateur Radio Convention, to be held at the Cardonald College, Glasgow on 15 September 1990.

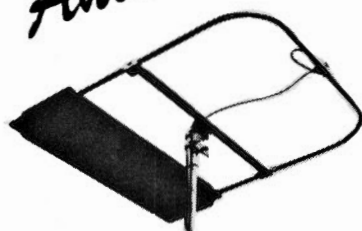
A full detailed report on our contest will appear in the next issue.

Problem Post

We have heard from the Post Office that they have had some problems delivering our September issue. We would like to apologise to our subscribers on their behalf and we hope that this has not caused too much inconvenience.

Pos.	Callsign	Points	Pos.	Callsign	Points	Pos.	Callsign	Points
1	G0MCG/P	15040	40	G6HH/P	2120	79	G4TSW/P	972
2	GW4VEQ/P	13904	41	G3JXN	2106	80	GW0IIV/P	960
3	GW5RS/P	7337	42	G1JDP/P	2090	81	G1JHZ/P	960
4	G1NUS/P	7221	43	G3WGU/P	2079	82	G4JBR/P	900
5	G1ORC/P	6748	44	G1OEJN/P	2000	83	G0JLF/P	868
6	GW1MOU/P	6578	45	G8QZP/P	1952	84	G6GAU	816
7	G7APD/P	6554	46	GM0GMD/P	1840	85	G1WPD	812
8	GM4CAA/P	6300	47	G4ARI	1820	86	G7FOX/P	800
9	GW1HGV/P	5373	48	G1OGY	1818	87	GM6FPX/P	750
10	GW4VIX/P	4975	49	G0JKD/P	1782	88	GW0LIS/P	735
11	GW4NVA/P	4876	50	E16ARB/P	1743	89	G3SVC/P	720
12	G4LDR/P	4872	51	E12SDR/P	1615	90	PE1EWR	615
13	G7DIP/P	4592	52	G14SJB/P	1615	91	G1TAI	612
14	G4SRS/P	4524	53	GW0KZE/P	1590	92	G1UKE/P	605
15	G4ILI/P	4370	54	G17CMC/P	1560	93	G0/SP6GVU/P	600
16	G1STH/P	4163	55	G4ZUN	1520	94	G7CLY	592
17	G1VDF/P	4152	56	G2HR	1365	95	G4CRC/P	580
18	G0HEL/P	3749	57	GW7FKV/P	1365	96	GM0ICF/P	572
19	G0MTV/P	3725	58	G1WYC/P	1350	97	G8ZHF/P	540
20	G6ARC/P	3588	59	G7BPR/P	1349	98	G0MQM	540
21	G1SAS/P	3475	60	G7GCX/P	1316	99	GW0MKQ/P	480
22	G1POS/P	3427	61	G1JGE/P	1312	100	G0JDL	432
23	G8DDY/P	3322	62	G6ESJ/P	1290	101	G1MZD	429
24	GW8ZRE/M	3278	63	G0INF/P	1274	102	G4ZFR	385
25	G8EQD/P	3220	64	GM0HNX/P	1260	103	GM0ARH/P	384
26	G0KYW/P	3168	65	G0FUW/P	1254	104	G8PGM	351
27	G3NJA/P	3168	66	G0EHV	1188	105	G2FKO/P	225
28	G0MTQ/P	3108	67	G3LNR/P	1184	106	G7GEE	208
29	GW6TEQ/P	3105	68	G6YZR/P	1183	107	G7FGS/P	175
30	G3OLX	3060	69	G1CSR	1155	108	GW1ARC/P	175
31	GW4ARC/P	3037	70	G2TO/P	1139	109	G7ENY	154
32	GW1YDA/P	2907	71	GM4RIV/M	1134	110	GW7BOY	133
33	G4RSE/P	2898	72	G0JQA/P	1080	111	G8XZW/P	130
34	G1GVA/P	2793	73	E14HE/P	1026	112	GM1JPJ/P	33
35	G6VAT/P	2751	74	G0ABS/P	1024	113	GM3NHQ/P	25
36	G7GGY/P	2646	75	GW7EVG/P	1008	114	G6WTM	8
37	G1OWP/P	2288	76	G0BYQ/P	1005	115	GM/PE1MHO/P	1
38	G3BPK/P	2275	77	G7EBC/P	994			
39	G0LUR/P	2254	78	PA3FGI	990			

Antennas



IsoLoop™ HF Loop Antenna

Operates with dipole-like performance from flats or apartments, areas with strict planning regulations or on holiday with an antenna which is only 32 inches square!

- 150 watts power handling
- 14 - 30 MHz
- No ground or radials required
- Works well at low heights

- Remote tuning box controls internal tuning capacitor via precision stepper motor
- High Q receive performance cuts down cross modulation from adjacent transmitters
- Omnidirectional with low radiation angle when mounted horizontally
- Easily disassembled to half size for transportation

IsoLoop: £299.95 inc. VAT
(£5.00 post and packing)

ICS Electronics Ltd. Unit V, Rudford Industrial Estate, Ford, Arundel, West Sussex BN18 0BD

Telephone: 0903 731101 Facsimile: 0903 731105

Reg Ward & Co. Ltd.

Yaesu

FT1000	HF Transceiver	2995.00 (10.00)
FT7B7	HF Transceiver	1899.00 (9.00)
FEX787(2)	2m Module (767)	179.00 (3.00)
FEX787(70)	70cm Module (767)	225.00 (3.00)
FEX787(8)	6m Module (767)	179.00 (3.00)
SP767	Speaker	69.95 (3.00)
FT747GX	Budget HF Transceiver	659.00 (9.00)
FT757GX	MkII HF Transceiver	989.00 (9.00)
FF700	20A P.S.U.	219.00 (4.00)
FC700	Manual ATU	149.00 (3.00)
FP757HD	Heavy Duty 2m P.S.U.	258.75 (4.00)
FA514R	Remote Aerial Switch	80.00 (3.00)
FT73B	270cm 45/35W Base Stn. SPECIAL PRICE	1199.00 (10.00)
FT4700	2m/70cm Dual Band FM Mobile	499.00 (17.00)
FT290MkII	MkII Super 290 2m Multimode 2.5W	429.00 (5.00)
FT890MkII	MkII 6m M/Mode 2.5W	429.00 (5.00)
FT2311R	23cm FM Transceiver	475.00 (5.00)
FT211RH	2m 45W FM Mobile	309.00 (5.00)
FT212RH	New 2m 45W FM Mobile	349.00 (5.00)
YHA15	2m Helical	8.50 (2.00)
YHA44D	70cm J wave	12.50 (2.00)
MMB15	Mobile Bracket HF	14.55 (2.00)
FT411	2m H/H Keyboard	225.00 (3.00)
FTB11	70cm H/H Keyboard	239.00 (3.00)
FT470	2m/70cm Dual Band H/H (Body only)	349.00 (3.00)
FT73R	2m Min H/H	229.00 (3.00)
FT73R	70cm Min H/H	229.00 (3.00)
FN89	Nicad Battery Pack (23/73)	34.50 (2.00)
FN810	Nicad Battery Pack (23/73)	34.50 (2.00)
FN810	Nicad Battery Pack (23/73)	87.85 (2.00)
NC182	Charger (23/73)	17.71 (2.00)
SMC28	Charger (23/73) 13A Plug	17.71 (2.00)
NC28	Base Charger (23/73)	17.71 (2.00)
PA8	Car Adapt Charger (23/73)	24.15 (2.00)
MH12A2B	Speaker Mic	31.05 (2.00)
MH18A2B	Speaker Mic Miniature (23/73/727)	31.05 (2.00)
FRG900M	60-950MHz Scanning RX	509.00 (8.00)
PA4C	Power Supply for 9600	29.00 (2.00)
NC9C	Charger	11.50 (2.00)
PA3	Car Adapter/Charger	21.85 (2.00)
YM24A	Speaker Mike	31.05 (2.00)
FRG800	HF Receiver	649.00 (9.00)
FRV800	Converter 118-175 for above	100.00 (3.00)
FR7700	RX ATU	59.00 (3.00)
MH18B	Hand 600 8pin mic	21.00 (2.50)
MD18B	Desk 600 8pin mic	79.00 (2.50)
MF1A3B	Boom mobile mic	25.00 (2.50)
YH77	Lightweight phones	19.99 (2.50)
YH55	Padded phones	19.99 (2.50)
YH1	U/lightweight Mobile H/et-Boom mic	28.75 (2.50)
S82	PTT Switch Box 290/730	22.00 (2.50)
SB10	PTT Switch Box 270/2700	22.00 (2.50)
FL2025	25W Linear	115.00 (3.00)
FL8020	8m 10W Linear	109.00 (3.00)

Antennas

DSC770	70-700MHz RX Discone	24.95 (4.00)
D130	26-1300MHz Discone	75.00 (4.00)
Ybeam	T83 MkII 3e HF Tribander	348.45 (8.00)
Creative	CD318 JR 4e HF Tribander	259.00 (8.00)
Creative	CD318 4e HF Tribander	348.00 (8.00)
CA2X4KC	270cm Mobile	39.95 (3.00)
WX1	2m/70cm Base Fibre Glass	64.99 (5.00)
WX2	270cm Base Fibre Glass	76.50 (5.00)
CF41MMax	270cm Duplexer	26.50 (3.50)
CA2X4Max	2m/70cm Base Fibre Glass	99.95 (5.00)
TDPH	10/80m trapped dipole	49.00 (6.50)

1 Western Parade, West Street, Axminster, Devon, EX13 5NY.
Telephone: Axminster (0297) 34918

ICOM

HF Transceiver	2499.00 (10.00)
HF Transceiver	1500.00 (10.00)
New HF Transceiver	979.00 (9.00)
HF8m base stn.	989.00 (9.00)
HF Base Transceiver	759.00 (9.00)
100W ATU (75/745)	385.00 (4.00)
150W ATU (735)	916.00 (4.00)
Ext PSU (735)	185.00 (4.00)
50MHz multi-mode portable	529.00 (5.00)
2m 25W M/Mode	559.00 (5.00)
2m 25W FM Mobile	325.00 (5.00)
2m New Mini Handheld	275.00 (5.00)
New 2m 25W Base Stn IC7E5	1089.00 (9.00)
70cm H/Held	310.00 (5.00)
2m/70cm Dual Band H/Held	365.00 (5.00)
70cm 10W M/Mode	817.00 (5.00)
2m/70cm FM Dual Band Mobile	635.00 (5.00)
Gen. Cov. RX	859.00 (9.00)
VHF/UHF Scanner	989.00 (9.00)
15 1300MHz Discone	82.00 (4.20)
Ext. Speaker	61.00 (4.00)
DC Cable (R70/R71)	7.00 (2.00)
FM Board (R70/R71)	41.00 (2.00)
World Clock	43.00 (3.00)
Waterproof Bag all Icom H/H	14.38 (2.00)
Onk. Charger	70.15 (3.00)
Battery Pack 8.4V (2/4E/02/04E)	29.90 (2.00)
Empty Battery Case (2/4E/02/04E)	9.20 (2.00)
Battery Pack 10.8V	80.95 (2.50)
12V Charge Lead SP3/7B	6.90 (2.00)
DC/DC converter operate from 12V	18.40 (2.00)
NEW Mini speaker mic	24.15 (2.00)
Speaker/Mic	21.85 (2.50)
Headset mic PTT/Vox unit	41.25 (2.00)
IC32 + BP3	9.20 (2.00)
IC32 + BP5	9.20 (2.00)
1.3k/600, 8P Base Rx	82.00 (3.00)
150KHz-1300MHz RX	P.O.A.
HF RX	P.O.A.
500KHz-1800MHz	P.O.A.

C W Keyers

HI-MOUND	
HK702	Straight key (adjustable tension)
HK703	Straight key (adjustable tension)
HK704	Straight key (adjustable tension)
HK705	Straight key (adjustable tension)
HK706	Straight key (adjustable tension)
HK707	Straight key (adjustable tension)
HK802	Straight key (Deluxe-Brass)
HK803	Straight key (Brass)
MK703	Squeeze key
MK704	Squeeze key
MK705	Squeeze key
MK706	Squeeze key

STARMASTER

DeWabury	Electronic Keyer Unit (No Paddle)	54.70 (4.00)
DeWabury	Electronic Memory Keyer (No Paddle)	95.00 (4.00)

Rotators

G250	Light Duty	76.00 (4.00)
AR300XL	Light Duty	49.50 (4.00)
G400	Medium Duty	139.00 (5.00)
G400RC	Medium Duty (Round Face)	169.00 (5.00)
G600RC	Medium/Heavy Duty	219.00 (5.00)
G200RC	Heavy Duty	445.00 (5.00)
G500	Elevating Rotator	149.00 (5.00)
GR5400	Azimuth/Elevating	279.00 (5.00)

KENWOOD

1499.00 (10.00)	TS9505	NEW HF Transceiver	24.99 (10.00)
950.00 (5.00)	TS9405	9 Band TX General Cov RX	1995.00 (10.00)
979.00 (9.00)	AT940	Auto/ATU	244.88 (4.00)
989.00 (9.00)	SP940	Ext Speaker	87.85 (4.00)
759.00 (9.00)	HF 9B 40	HF 9 Band Gen. Cov. TX/RX	862.00 (9.00)
316.00 (4.00)	TS6805	HF 6m TX Gen. Cov. RX	985.00 (9.00)
365.00 (5.00)	TS440	9 Band TX General Cov. RX	1138.81 (9.00)
185.00 (4.00)	AT440	Auto/ATU	144.82 (4.00)
629.00 (5.00)	PS50	H/Duty PSU	222.49 (4.00)
559.00 (5.00)	All Bnd	All Band ATU/Power Meter	208.67 (3.00)
325.00 (5.00)	SP230	External Speaker Unit	66.49 (4.00)
275.00 (5.00)	PS430	Matching Power Supply	173.76 (4.00)
1089.00 (9.00)	SP430	Matching Speaker	40.81 (4.00)
310.00 (5.00)	SM420	Station Monitor	343.62 (4.00)
365.00 (5.00)	Band Scope	Band Scope Unit (R30/R40)	72.00 (2.50)
817.00 (5.00)	TL922	10/160 2kW Linear	1495.00 (10.00)
635.00 (5.00)	TH25	2m H/Held	238.00 (5.00)
859.00 (9.00)	TH45	70cm H/Held	269.00 (5.00)
989.00 (9.00)	TH15	2m/70cm H/Held	398.00 (5.00)
82.00 (4.20)	TH205	2m H/H	215.26 (5.00)
81.00 (4.20)	TH215	2m H/H Keyboard	252.13 (5.00)
7.00 (2.00)	TR751	2m 25W M/M Mobile	599.00 (9.00)
41.00 (2.00)	TS780	VHF/UHF Transceiver	1495.00 (9.00)
43.00 (3.00)	Gen Coverage	Gen Coverage HF/RX	599.00 (9.00)
14.38 (2.00)	VC10	118-174MHz Converter (R2000)	161.94 (3.00)
70.15 (3.00)	RS000	General Coverage HF/RX	875.00 (9.00)
29.90 (2.00)	VC20	118-174MHz Converter (R5000)	167.21 (3.00)
8.20 (2.00)	TM701	2m/70cm FM Mobile	469.00 (5.00)
80.95 (2.50)	TM731	2m/70cm FM Mobile	685.00 (5.00)
8.90 (2.00)	TM231E	2m FM Mobile 50/10/5W	289.00 (5.00)
18.40 (2.00)	TM431E	70cm FM Mobile 35/10/5W	1495.00 (9.00)
24.15 (2.00)	TH214	Speaker/Mic TH214/2600	28.31 (3.00)
21.85 (2.50)	MC50	4P Desk Mic	46.08 (4.00)
41.25 (2.00)	MC60A	8P Desk Mic	86.22 (4.00)
9.20 (2.00)	MC80	Electric Desk Mic	53.96 (3.00)
9.20 (2.00)	MC85	Desk Mic Audio Level Comp	99.00 (4.00)
82.04 (3.00)	MC43	8P First Mic	22.22 (3.00)
P.O.A.	MC35	4P Fast Mic	21.72 (3.00)
P.O.A.	MC55	Mobile Mic (6p.s. 8p)	82.67 (3.00)
P.O.A.	LF30	HF Low Pass Filter	32.26 (2.50)
H56	H56	Lightweight Hiphones	24.36 (2.50)
H56	H56	Deluxe Hiphones	37.54 (2.50)
RZ1	RZ1	500Hz-950MHz AM/FM Scanner	465.00 (6.00)

SWR/PWR Meters

HANSEN	130/440MHz 20/200W	82.75 (2.50)
W720S	1.5-150MHz	16.50 (2.50)
JD110	3.5-150MHz	31.50 (3.00)
Y560	1.5-50MHz	93.15 (3.00)
Y560	140-525MHz	81.85 (3.00)
FS500H	1.5-30MHz	53.40 (3.00)

Miscellaneous

SMCS 2U	2 Way SO239 Switch	18.95 (2.50)
SMCS 2N	2 way 'n' Sks Switch	23.50 (2.50)
Kenpro K21N	2 way Switch 'n' Socket Deluxe	27.00 (2.50)
T25	30W Dummy Load	11.25 (2.50)
T100	100W Dummy Load	49.00 (3.00)
T200	200W Dummy Load	65.00 (3.00)
WAI	Wavemeter 120-450MHz	24.95 (2.00)
PK32	Packet/RTTY Terminal	299.95 (3.00)
Datong D70	Motor Tutor	63.40 (3.00)
Datong FL2	Audio Filter	100.81 (3.00)
Datong FL3	Audio Filter/Autotune	145.51 (3.00)
Datong ASP	Processor 4pin	93.15 (3.00)
Datong Bpin	Processor Bpin	93.15 (3.00)
Datong AD370	Active Antenna	77.82 (3.00)
Datong PC1	General Coverage Converter	154.80 (3.00)



Instant credit available.
Mail/Telephone order by cheque or
credit card. Cheques cleared before
goods despatched.



OPEN TUES.-SAT. 9.00-5.30
(CLOSED MONDAYS)
LUNCH 1-2pm

STOCK ITEMS USUALLY
DESPATCHED WITHIN 48 HRS

DELIVERY/INSURANCE PRICES
IN BRACKETS
(£&OE)

RST


RST MAIL ORDER CO.
LANGREX SUPPLIES LTD.
1 MAYO ROAD,
CROYDON,
SURREY CR0 2QP.
SPECIAL EXPRESS
MAIL ORDER SERVICE

Cp	4.00	EM87	2.20	PY82	1.50	6A56	4.00	6SA7	3.00
CL33	6.50	EN81	7.50	PY83	1.25	6AS7G	8.75	6SC7	2.75
DY667	1.50	EY51	2.75	PY88	2.00	6AT6	1.25	6SG7M	2.50
DY802	1.50	EY86	1.75	PY500A	4.00	6AUGST	5.00	6S7	3.25
EB90C	6.05	EY88	1.75	PY90	1.50	6AUG	2.50	6SK7	3.50
E180F	4.50	EY500A	3.00	PY91	1.50	6AWBA	3.75	6SL7GT	3.00
E810F	25.00	EZ80	1.50	QV02/6	19.50	6B7	3.25	6X5GT	3.00
EAB300	1.25	EZ81	1.50	QV03/10	5.00	6B8	3.25	6X5T	2.75
EB91	1.50	EY501	3.00	QV03/12	8.00	6B8A	1.50	6X5A	2.25
EBF80	1.50	EZ24	4.00	QV03/10 M/J	15.00	6B8T	9.00	6X5GT	4.25
EBF89	1.50	EZ23	4.75	QV03/20A	25.00	6B8E	1.50	6X4	3.00
EC91	8.50	EZ34 M/JUGE	7.50	QV06/40A	27.50	6B8H	2.50	6X5GT	1.75
EC33C	1.75	EZ37	4.75	QV06/40A M/J	50.00	6B8J	2.25	12AX7	2.25
EC33S	7.50	KT61	7.50	R18	3.00	6B8N	2.00	12AX7A GE	7.00
EC381	1.75	KT66	15.00	R19	7.50	6B8T	3.50	12B6A	2.50
EC382	1.75	KT66 GEC	30.00	SP41	6.00	6B8T	6.00	12B6E	2.50
EC383 Siemens	2.25	KT77 Gold Lion	15.00	SP61A	3.50	6B8RA	3.50	12BH7A GE	2.50
EC385	3.50	KT88	15.00	U19	9.50	6B8T	6.00	12BY7A GE	7.00
EC388	3.50	N78	10.00	U25	2.50	6B8W	6.00	12C1	17.00
EC391	4.50	OA2	3.25	U26	2.50	6B8W	1.50	12HG7 12GN7	7.00
ECF80	1.50	OB2	4.25	U37	9.00	6B8Z	2.75	30PL/2	1.38
ECF85	3.00	OC3	2.80	UAB30	1.25	6C4	1.25	30P/4	2.50
ECF86	4.25	OC3	2.50	UBF89	1.50	6C6	3.50	30P19	2.50
ECF87	3.00	PC86	2.50	UC42	4.00	6C8BA	2.50	30PL13	1.80
ECL80	1.50	PC86	2.50	UCH81	2.50	6C8BA	2.50	30PL14	1.80
ECL82	1.50	PC92	1.75	UCL82	1.75	6C6	3.75	57Z8	70.00
ECL83	3.00	PC97	1.75	UCL83	2.75	6C7	8.05	45.00	
ECL86	1.75	PC90	1.75	UF89	2.00	6C8H	0.95	807	3.75
EF37A	5.00	PCF80	2.00	UL41	10.00	6CWA	8.00	811A	18.50
EF39	2.75	PCF82	1.50	UL44	1.75	806	3.50	812A	82.50
EF41	3.50	PCF86	2.50	UL41	4.00	6D0C5 GE	12.00	813	27.50
EF42	4.50	PCF81	2.50	U41	4.00	6D0C6	4.75	8417 GE	11.50
EF50	2.50	PCF802	2.50	VR105/30	2.50	6E8A	3.00	866A	35.00
EF54	5.00	PCF805	1.70	VR150/30	2.50	6E8H	1.85	872A	20.00
EF55	3.50	PCF808	1.70	Z79	25.00	6F5	3.00	901A	18.50
EF60	1.75	PCF820	3.00	Z83U	25.00	6GK8	5.00	905A	9.95
EF86	2.00	PCL82	2.00	ZD21	3.25	6GK	3.00	5763	10.00
EF91	2.50	PCL83	3.00	3828	15.00	6H58	3.00	5814A	4.00
EF92	3.00	PCL84	2.50	4C250B	6.00	6J5	4.50	5842	10.00
EF183	2.95	PCL85	2.50	EMAC	85.00	6J8	2.00	6980	8.00
EF184	2.25	PCL86	2.50	5W4G	5.00	6J7	4.75	6148B GE	15.00
EH90	1.75	PCL805	2.50	5U4G	4.50	6J8BA GE	9.50	6550A GE	15.00
EL32	2.50	PD500	8.00	5V4G	2.50	6J8C	8.50	6883B GE	15.95
EL33	7.50	PFL200	2.50	5Y3GT	3.50	6J8C GE	11.25	6973	8.75
EL34 Mullard	10.00	PL36	2.50	S23	4.00	6KGT	7.75	7025 GE	7.00
EL34 Siemens	4.50	PL81	1.75	S24GT	4.00	6K7	3.00	7027A GE	11.50
EL35	25.00	PL82	1.50	5C302	1.75	6K8	3.00	7581A GE	11.95
EL80	5.25	PL83	2.50	6AB7	3.00	6K06 GE	11.95	7586	15.00
EL81	5.25	PL84	2.00	6AH6	5.00	6L6G	7.50	7587	23.00
EL82	2.25	PL504	2.50	6A5	1.50	6L6GCSYL	9.00	7888	18.50
EL83	1.75	PL508	5.50	6AL5	1.50	6L6G GE	8.00	8008 GE	16.50
EL84	2.00	PL509	4.00	6AM6	2.95	6L6G GE	8.50	8417 GE	27.50
EL85	2.00	PL519	6.00	6AN5	4.75	6L7	2.50		
EL90	18.50	PL802	6.00	6AN8A	4.50	6L06	2.50		
EL91	6.50	PY33	2.00	6A05	3.25	607	3.00		
EL94	1.50	Y81	1.50	6AR5	25.00	6R8H/6K8N	10.75		

Prices correct when
going to press

Earth Tuner

Construction



A good return earth is the key to efficiency on the lower frequency bands. Godfrey Baillie-Searle GD4EIP has a novel approach for improving matters that can also help reduce the chance of you causing interference.

All amateur stations must have a good earth system in order to prevent leakage to the chassis thereby causing a live chassis. A good earth system also helps in reducing TVI, BCI and RFI.

Although the equipment should be connected to the earth of the mains socket, which of course provides protection in the event of the chassis becoming live due to a power supply fault, such an earth cannot be considered sufficient as a radio-frequency earth.

The conductivity of the ground varies from location to location and from dry to wet weather. Amateur radio operators might think that they have made good radio frequency ground systems when, in actual fact, they have not!

Essential For Efficiency

With some antennas a good low resistance ground is essential for efficient operation, since the antenna is tuned against this 'perfect' ground.

Usually a couple of copper rods or lengths of wire buried in the ground are suitably connected to the transmitter. If, on test, a reasonable signal report is obtained, the installation is considered acceptable. Whereas better results could be achieved if the r.f. ground system was properly tuned.

Considerable Distance

Most amateur radio transmitters are, due to circumstances, located some considerable distance from the ground point. This is a particular problem when the existing domestic earth point is used. The resulting 'random' length of the earth lead as it passes through the house may make the system resonate on one particular frequency but not any other.

How It Works

The circuit consists of an r.f. current indicator and a series tuned LC circuit. The LC circuit has an inductor made from 12 turns of 2.0mm (14s.w.g.) enamelled copper wire wound on a 37mm diameter former and tapped at every second turn making a total of six taps. I used an American coil former which may not be available here but the method of construction may be of interest for any of you who

would like to try a slightly different method of winding a coil in the same fashion.

The relatively large diameter coil can be wound around four Perspex pillars which have slots cut into them. The Perspex rods can be temporarily taped onto a suitable diameter former. Once the wire has been wound and the coil is formed, the slots are filled with clear cement and the former gently slid out from underneath.

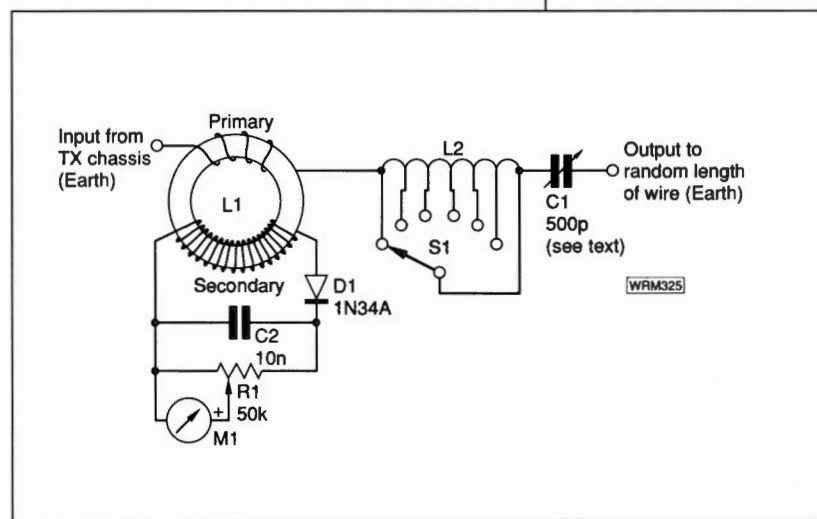
Making the tapping points on the coil is straightforward, and can be achieved by placing a pencil or other tool under the wire (as it's being wound) to make it 'proud' of the main body of the coil. At the same time, the main coil windings will be forced inwards to a certain extent.

Building The Earth Tuner

Building the unit should present little difficulty as in is principle a very simple device. The major point to remember is that the tuning capacitor must be insulated from earth. This is not as difficult as it may sound and I achieved it by mounting the capacitor on stand-off pillars.

The stand-off pillars can be made from a plastic rod, suitably drilled at either end, or you can use a large rubber grommet with the fixing bolt for the

Fig. 1: The diagram of the whole unit. The secondary winding of L1 consists of 10-12 turns of 0.5mm enamelled copper wire, the primary consists of one or two turns using the input 'tail' of the wire used in L2. Care must be taken when winding these turns as the 2mm wire is extremely stiff and damage to the T50-2 core is possible.






Fig. 2: a view of the inside showing the overall layout of the project. Note the insulation of the body and spindle of capacitor C1, these must be of good quality material

capacitor feet passing through two plastic washers. Other insulating materials would also be suitable for the washers (you might find enough of the older laminated resin fabric washers in your junk box if you're lucky).

The tuning control must also be insulated from the operator! This is achieved by using a standard coupling bush for a variable capacitor or

HOW MUCH? £12
HOW EASY? INTERMEDIATE

Shopping List

Resistors

Rotary
50kΩ 1 R1

Capacitors

500pF(var) 1 C1 (original found in an old valved radio set)
10nF 1 C2

Diode
1N34A 1 D1

Miscellaneous

Toroidal core type Type T50-2 (L1 former), 1pole 6 way switch, meter of 50 or 100μA movement, box to contain the project, insulated stand-offs and insulated extension shaft for C1. Enamel covered copper wire of 2.0mm (14s.w.g.) and 0.5mm(24s.w.g.)

variable resistor shaft. One end of the variable capacitor shaft is fitted into the bush and the other end will accept a suitable length of nylon shaft.

A good source for the shaft is from an otherwise discarded switch or potentiometer. It might be worth your while in asking your local radio and TV repair shop if you can have a suitable specimen from their waste-bin!

PW

Errors and Updates

Basic Radio Calculations With Pocket Computers, September 1990.

One small problem that seems to have crept into the basic Radio Calculations program by Mike Hadley G4JXX. The lines 110 ('H=1E6/((4*π ...') and line 150 ('O=1E3/(√(Z.....') appear to have caused a little consternation among some of our readers. This is the scientific (or fixed point) method of specifying a number. The actual method of inputting the 'E' character is to use the shifted '+' character. This button is marked with the word 'Exp' above it.

This scientific method of specifying a number is used to for numbers which may have a very wide range. It consists of two parts: the actual figures as a number between 0 and 9.99999 and a power of 10 multiplier. The figure 1E3 is 1.000 x 10³ or 1000 and in similar manner the number 1E⁶ is short for 1000000. (1 x 10⁶). As with the decibel (dB) it can make maths very much easier. For example 3200 x 160 looks quite difficult and may be prone to error, but 3.2E3 x 1.6E2 is very much easier. This works out as (3.2 x 1.6) E(3+2) or 5.12E5 (512000).

What A Good Idea!

In future issues of PW we shall be publishing **YOUR** ideas. As most of the simple projects that come our way are very innovative the best name for the new feature seems to be 'What a Good Idea!'

To help readers who would like to submit projects there are a few guidelines to follow and a few notes on how we aim to run the feature. By following the guidelines you will ensure that your idea is published with the minimum of delay.

1. The idea or circuit must be as original or innovative as possible and be addressed to the 'What A Good Idea!' care of PW and reception will be acknowledged.

If the idea is not entirely original, any circuit or design it is based on should be referred to in the text. We will not accept any circuit or ideas that involve transmission outside the amateur bands.

2. Wherever possible you should have built, tried or tested the idea or project. Readers should be aware that PW will not necessarily build, test or try any of the circuits or ideas.

3. Any basic circuit submitted for the 'What A Good Idea!' feature must be **NEATLY** and **clearly drawn in ink** with all values clearly marked alongside each component. No printed circuit board layouts

will be supplied. If readers do not know the value of inductance of coils they have wound, the dimensions and instructions on how to wind them will suffice.

4. Each idea or circuit must be accompanied by the minimum of text to help other constructors. Your full name and address must accompany the idea although we shall not publish it in full.

5. Any queries or suggestions arising from a published idea will be redirected by PW to the author unless the author requests the contrary when the idea is originally submitted.

6. Any query to be redirected to

authors must enclose two stamped envelopes. One stamped envelope should have the sender's address and the other should bear the name of the circuit author.

7. All ideas and circuits will be published in strict rotation and we aim to find space in the magazine whenever and wherever possible. Authors will receive a £20 cheque following publication.

8. Finally, you've been asking for this feature - so let's see those ideas coming in. It's up to you!

Radio Diary

***September 15:** The 1990 Scottish Amateur Radio Convention will be held at Cardonald College, Glasgow. There will be free parking for hundreds of cars, the college dining hall will be open as well as snack bars, there's a licenced bar, three exhibition halls as well as all the usual amateur radio attractions. Doors open at 11am (10.30am for the disabled) with the admission at £1.50. **Tom Hughes. Tel: 041-427 0122.**

***September 16:** The British Amateur Radio Teledata Group annual rally will be held at Sandown Park Exhibition Centre, this time in the larger Surrey Hall. **Peter Nicol G8VXY. Tel: 021-453 2676.**

September 16: The Bristol Radio Rally will be held in Brunel's Great Train Shed, Temple Meads Station, Bristol. All the usual traders will be there, a large Bring & Buy, food and refreshments as well as displays and demonstrations. **D.S. Farr. Tel: (0272) 839855.**

September 22: A QRP Convention beside the Sea will be held in The Garnham Centre, United Reform Church, Back

*Practical Wireless and Short Wave Magazine in attendance.

Chapel Lane, Gorleston, Great Yarmouth. Talk-in from 1315 on S22. Prize for the longest traveller and best home-brewed gear, big display of home-brewed QRP gear, light refreshments. Open from 1400-1730 (clocktime). Admission free. **G3OEP, QTHR.**

***September 23:** The Centre of England Amateur Radio Rally will be held at the British Motorcycle Museum, Bickenhill, Nr the NEC. There will be a Bring & Buy, over 60 trade stands all in three large exhibition halls. There are concessionary rates for all who wish to visit the museum and ample free parking. Doors open at 10.30am. Admission £1, concession for RAIBC members and Senior Citizens. Talk-in from GB0COE from 7.30am on S22. **Frank Martin G4UMF. Tel: (0952) 598173.**

September 23: The Peterborough Mobile Rally will be held in the Werrina Sports Stadium, Peterborough from 10am to 5pm. All the usual traders will be there,

Bring & Buy tables may be hired on the day (space permitting). Talk-in is on S22 and SU22 by G3DQW. **Robert Maskill. Tel: (0836) 542630** any evening.

September 30: The 6th North Wakefield RC Rally will be held at Outwood Grange School, Potovens Lane, Outwood, near Wakefield. Admission is 50p at 11am - disabled 10.30am. Fully licensed bar with real ale, good selection of food from cafe, raffle, Bring & Buy, radio, computer and electronic traders and repeater groups. **Richard G4GCX on (0532) 622139.**

***October 7:** The Great Lumley Amateur Radio & Electronics Society will be holding their rally in the Community Centre, near Chester-le-Street, in Great Lumley. Doors open at 11am (10.30am for disabled). **Barry G1JDP. Tel: 091-388 5936.**

October 14: Computercations will be held again this year at Hillhead campsite on the Dartmouth road

in Brixham, South Devon. **Bill Trezise. Tel: (0803) 522216.**

October 20: The G-QRP Club Mini Convention will be held in St Aiden's Church Hall, Manchester Road, Rochdale from 10am to 5pm. There will be a large social area, full lecture programme, equipment display, refreshments, Bring & Buy, Component/Kit Stands, Test Bench and lots more. Admission £1. **Rev George Dobbs G3RJV, QTHR.**

***October 20/21:** The 4th North Wales Radio Rally will be held at the Aberconwy Centre in Llandudno. Rally open as at 11am on both days and the entrance fee is £1 with OAPs 50p and children under 14 free. **Mr B Mee. Tel: (0745) 591704.**

***October 26/27:** The Leicester Amateur Radio Show will again be held in the Granby Halls, Leicester.

***November 18:** The Bridgend Annual Amateur Radio Rally will be held in the Leisure Centre, as last year but in 1990 they are taking over the whole of the building! **Don Chennell GW4DUY. Tel: (0656) 863084.**

For the latest news of special event stations, rallies, what's on the bands - ring

Wireless-Line on 0898 654632

Calls charged at 33p off-peak, 44p peak.

If you have news for inclusion on Wireless-Line ring (0202) 678558 in the evenings and leave a message on the answering machine.

Information provided by the staff of PW Publishing Ltd., Enefco House, The Quay, Poole Dorset BH15 1PP.

Tuners



AT-300 and AT-3000 Antenna Tuners

For tuning perfection, choose AEA's AT-300 (300 watt) or AT-3000 (3Kw) antenna tuners. Quality and exceptional engineering are built in for maximum performance. The unique low pass design provides more harmonic attenuation for lower TVI, and allows matching to a much wider range of antenna impedances. The generous case sizes have little effect on the 'Q' of the

inductors. Insertion losses are therefore low.

The AEA antenna tuners feature a frequency compensated dual movement SWR meter for ease of tuning. The built in front panel switch allows you to easily select two unbalanced (coax fed) antennas, a dummy load or a balanced antenna.

AT-300: £149.95 inc. VAT (£5.00 post and packing)
AT-3000: £299.95 inc. VAT (£9.50 post and packing)

ICS Electronics Ltd. Unit V, Rudford Industrial Estate, Ford, Arundel, West Sussex BN18 0BD
Telephone: 0903 731101 Facsimile: 0903 731105



0202 665524

PCB SERVICE

Printed circuit boards for *Practical Wireless* constructional projects are available from the PW PCB SERVICE. The boards are made in 1.5mm glass-fibre, and are fully tinned and drilled. All prices include postage, packing and VAT for UK orders.

Orders and remittances should be sent to: **PW Publishing Limited, FREEPOST, Enecco House, The Quay, Poole, Dorset BH15 1PP**, marking your envelope **PCB SERVICE**. Cheques should be crossed and made payable to PW Publishing Ltd.

When ordering, please state the Article Title and Issue Date as well as the Board Number. Please print your name and address clearly in block letters, and do not send any other correspondence with your order. You may telephone your order using Access or Visa. A telephone answering machine will accept your order outside office hours.

Please allow 28 days for delivery. Always check the latest issue of PW for the current details of price and availability. Please enquire for p.c.b.s not listed here.

Board	Title of Article	Issue	Price £
WR276-80 +263/4	MARLAND SET (7 BOARDS) TRANSMITTER	SEPT 90	21.50
WR272	NICAD RECYCLER	JUNE 90	6.92
WR275	LOW VOLTAGE ALARM	JUNE 90	6.36
WR273	VALVE PSU	MAY 90	6.86
WR274	RX ATTENUATOR	MAY 90	5.72
WR271	PRODUCT DETECTOR	APRIL 90	4.95
WR270	BADGER CUB	APRIL 90	4.94
WR269	GLYME	FEB 90	6.70
WR268	IRWELL (r.f. p.a.)	FEB 90	6.00
WR264	IRWELL (relay)	FEB 90	5.00
WR263	IRWELL (vfo)	JAN 90	6.00
WR267	FORTYNINER	JAN 90	6.00
WR266	TUNED ACTIVE ANTENNA	JAN 90	5.60
WR265	TUNED ACTIVE ANTENNA (psu)	JAN 90	5.60
WR262	REPEATER TIME-OUT	DEC 89	4.82
WR261	AM TX FOR 1.8MHz	NOV 89	6.50
WR260	10MHz RECEIVER	OCT 89	5.00
WR259	10MHz RECEIVER	OCT 89	5.00
WR258	10MHz RECEIVER	OCT 89	5.00
WR257	LOW BATTERY WARNING	SEPT 89	5.88
WR256	ACTIVE FILTER	AUG 89	6.96
WR254	TX CONTROL FOR MOBILE USE	JULY 89	5.08
WR253	TS940S MODIFICATION	JUNE 89	5.54
WR252	TWO TONE OSCILLATOR	MAY 89	6.52
WR251	RF OPERATED RELAY	FEB 89	3.80
WR250	DC/AC POWER CONVERTER	JAN 89	3.22
WR249	"MARLBOROUGH" MF CONVERTER	DEC 88	4.60
WR248	"BADGER" 144MHz RECEIVER	OCT 88	9.10
WR247	ZENER DIODE TESTER	AUG 88	3.56
WR246	"PORTLAND" RF VOLTMETER	JULY 88	3.59
WR244	PRACTICE MORSE KEY	JULY 88	2.96
WR245	STOPBAND FILTER FOR PW BLENHIEM	JUNE 88	2.90
WR243	VHF MONITOR RECEIVER (AUDIO)	APRIL 88	2.30
WR242	"ORWELL" VARICAP TUNE OPTION	MAR 88	6.00
WR241	"ORWELL" MED. WAVE RECEIVER SET	MAR 88	
WR240	" "	" "	9.10
WR239	" "	" "	
WR238	"OTTER" 50MHz RECEIVER	JAN 88	7.10
WR237	RTTY TUNING INDICATOR	NOV 87	5.20
KANGA	HIGH STABILITY VFO (see issue)	OCT 87	-
WR236	"BLENHIEM" VHF CONVERTER	SEPT 87	7.00
WR235	MAINS ON/OFF FOR BATT RADIOS	SEPT 87	3.00
WR234	SIDE-TONE OSCILLATOR	JUNE 87	2.70

Board	Title of Article	Issue	Price £
WR233	"DOWNTON" F-V CONVERTER	JUNE 87	3.90
WR232	"AXE" SIGNAL TRACER	MAY 87	
WR231	" "	" "	9.20
WR230	" "	" "	
WR228	"BLANDFORD" RECEIVE CONVERTER	APRIL 87	
WR227	" "	" "	9.70
WR226	" "	" "	
WR298	"ITCHEN" LCR BRIDGE	APRIL 87	5.85
WR225	"WOODSTOCK" SW CONVERTER	MAR 87	4.10
WR219	MASTHEAD PRE-AMP PSU	FEB 87	2.50
WR218	MASTHEAD PRE-AMP FOR 144MHz	FEB 87	4.20
WR224	"WESTBURY" BASIC WOBBLATOR	JAN 87	3.50
WR214	MOD SRX-30D (AUDIO)	DEC 86	3.00
WR223	HIGH-IMP MOSFET VOLTMETER	DEC 86	2.90
WR222	"TAW" VLF CONVERTER	NOV 86	5.80
WR216	LF BANDS ACTIVE ANTENNA	NOV 86	2.40
WR220	GET STARTED LOW-COST CONVERTER	OCT 86	2.40
WR215	SIMPLE 50MHz CONVERTER	SEP 86	3.80
WR213	MOD FRG-7 (CARRIER Osc)	JUN 86	2.70
WR210	"ARUN" PARAMETRIC FILTER	MAY 86	8.10
WR211	"MEON" FILTER (SMALL)	APR 86	3.10
WR209	SIMPLE AUDIO OSCILATOR	MAR 86	4.30
WR208	RF SPEECH PROCESSOR	MAR 86	4.10
WR207	CRYSTAL CALIBRATOR	JAN 86	2.10
WR206	RTTY/MORSE MODEM (Plug-in)	JAN 86	2.80
WR205	RTTY/MORSE MODEM	JAN 86	5.40
WR204	WQ MEDIUM WAVE LOOP	NOV 85	3.00
WR203	SIMPLE CAPACITANCE METER	OCT 85	2.80
WR199	"MEON" 50MHz TRANSVERTER	OCT 85	6.70
WR202	ECONOMY UHF PRE-SCALER	SEP 85	3.70
WR201	ADD-ON BFO	AUG 85	2.50
WR200	LOW-COST CRYSTAL TESTER	JUL 85	2.50
WAD302	BATTERY CHARGER CONTROLLER	JUN 85	3.00
WR197	"COLNE" (Osc/Converter)	JUN 85	3.90
WR198	"COLNE" (Product Det/Audio)	MAY 85	3.90
A005	"COLNE" (VFO)	APR 85	3.10
A004	"COLNE" 3.5/114MHz RX (RF Amp)	APR 85	3.10
WAD249	MOD FRG-7 (BFO)	FEB 85	3.00
WAD280**	TRIAMBIC KEYS	FEB 85	7.10
WA002	"TEME" (RECEIVER)	JAN 85	6.55
WA001	"TEME" (VFO/DOUBLER)	DEC 84	5.19
WR178	DART (Audio / change)	DEC 84	3.00
WR177	DART (p.a.)	NOV 84	3.00
WR176	DART (v.f.o.)	NOV 84	3.00
WAD246	"DART" FOLLOW-UP	DEC 84	4.00
WR196	"TEME" 7/14MHz WRP (TX)	NOV 84	3.70
WR195	STABLE TONEBURST	NOV 84	2.60
WR194	MOD FRG-7 (FM/SQUELCH)	NOV 84	4.50
WR189/92 Pair	BUG KEY WITH 528-BIT MEMORY	OCT 84	8.50
WR190	MOD FRG-7 (SWITCHING)	OCT 84	4.50
WR187	MORSE SENDING TRAINER	JUL 84	4.50
WR185	AUTO-NOTCH FILTER	JUN 84	6.50
WR183	TOP-BAND DF RECEIVER	APR 84	6.50
WR179	TRANSCEIVER VOX UNIT	MAR 84	7.50
WR161	"MARCHWOOD" 12V 30A PSU	JUL 83	4.20
WR165 ect set	"SEVERN" 7MHz QRP TX/RX	-	14.90
WR169	"SEVERN" (TRANSMITTER)	JUL 83	6.50
WR168	"SEVERN" (CH.OVER/SIDETONE)	JUL 83	6.50
WR166	"SEVERN" (RECEIVER/AUDIO)	JUN 83	6.50
WR165	"SEVERN" (VFO)	JUN 83	5.20
WR167	RTTY TERMINAL UNIT FOR ZX81	JUN 83	7.80
WR160	LMS REGENERATIVE RECEIVER	FEB 83	5.20
WR156	REPEATER TIME-OUT ALARM	NOV 82	5.20
WR143	ATV CONVERTER	APR 82	7.10
WR144	IAMBIC KEYS	MAR 82	6.50
WR126	"EXE" 10GHz TRANSCEIVER	AUG 81	7.70
WR095	TRANSCEIVER POWER SUPPLY	SEP 80	3.85
WR068	AF SPEECH PROCESSOR	JAN 80	5.20

HAVING DIFFICULTY GETTING YOUR COPY OF PRACTICAL WIRELESS ?

Be sure of getting your copy of PW each month. Place this regular order form with your newsagent... today



Dear Newsagent,
please reserve / deliver my monthly copy of PRACTICAL WIRELESS

Distributed by Seymour

NAME
ADDRESS

Signed

Folded Dipole Antennas for the 18 and 24MHz bands

Construction

Like many other amateurs I was delighted with the good news that restrictions had been lifted from the 18 and 24MHz bands. We had been able to use them for low power c.w. facilities before, but could now use them with full legal power on s.s.b. In line with many others my limit is 100W, but it would be fun to find out how 100W would do, on the new bands, compared with the same power on say the 14 and 21MHz bands.

First Attempts

I immediately fired up the rig and using an MFJ Versa Tuner, tuned the dipole (trapped for 3.5 and 7MHz) onto both bands. There seemed little activity on 24MHz but 18MHz was open to the States. The background noise was low and the signals weak - five-by-three, five-by-five at best. So I tried my other antenna, an AQ6-20 minibeam with other results, as this time 24MHz was the better band.

My first contact was with Nick IV3NWV. I received a five-by-five report, but the QSO faded after a few minutes. Several other G stations were getting better reports but this might just have been conditions.

Linear's Turn

I decided to have a go with the linear amplifier and carefully tuned it to 18.140MHz. As I adjusted the rig for maximum output I noticed that lights were coming on in the shack which weren't connected to any supply. Extension loud speakers were howling even though unconnected to any rig. Then the final straw, when using the linear, the frequency read out on my FT-767 was actually changing several hundred kilohertz as I transmitted on s.s.b. I switched off the linear.

Over a period of several hours operating however, I realised that although the tuner would present a excellent v.s.w.r. to the rig, neither of the antennas were as efficient as they might be. I needed dedicated antennas for the bands. I didn't want to spend a great deal of money (who does?), so the 30m of cable to the roof had to give minimum losses - and be inexpensive. What better opportunity to experiment with ribbon feeder and a folded dipole?

Design Ideas

The slotted 300Ω feeder has very low loss at these frequencies and is cheap in price. A further

advantage is that the folded dipoles can be made of the same material. The overall length of the folded dipole is the same as an ordinary dipole, i.e. 5% less than one half wavelength. From the frequency to wavelength formula

The wavelength λ is related to the frequency by the formula :

$$\lambda \text{ (measured in metres)} = \frac{300}{\text{frequency (MHz)}}$$

A $\lambda/2$ antenna is usually taken to be 95% of half of this figure. At 18.140MHz this calculation is

$$0.95 \times \frac{300}{2 \times 18.140} \text{ m} = 7.856 \text{ m}$$

and for 24.940MHz

$$0.95 \times \frac{300}{2 \times 24.940} \text{ m} = 5.714 \text{ m}$$

As shown above the dipoles are 7.86m centred on 18.140MHz and 5.72m when centred on 24.940MHz. Could I use a common feeder for the antennas? I have tried in the past and have often experienced problems. In theory the 'unwanted' antenna should present a high impedance to the transmitted signal, allowing almost total radiation from the 'wanted' antenna. This is in theory correct, but would it work in practise?

To Work

The feeder was laid out flat, and under light tension cut to the correct lengths of 7.86 and 5.72m. At each end of each dipole the insulation was stripped back for a distance of 10mm and the resulting wires were twisted and soldered together. To seal the dipole ends they were merely dipped in a tin of gloss paint (choice of colour personal) and allowed to dry. Make a cut in one side of the antenna at the exact centre point, and trim back the insulation to a distance of about 5-7mm each side. See Fig. 1 for more details.

For the dipole connector it would have been possible to have purchased a commercial centre piece, but I preferred to make my own and save a few pennies towards the 'ultimate rig'. I have some 5mm acetate sheet in the shed - used some time ago for double-glazing. It seemed ideal, provided I used two pieces, which had other advantages. It would act

Steve Nicholls G0JFM finds that a properly designed antenna has the edge on power output, and describes a pair of antennas for the 18 and 24MHz bands.

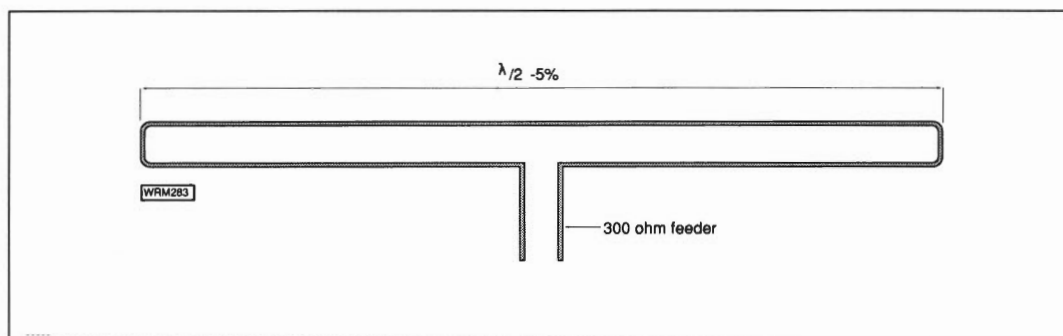


Fig. 1: Each band has its own antenna built to these specifications

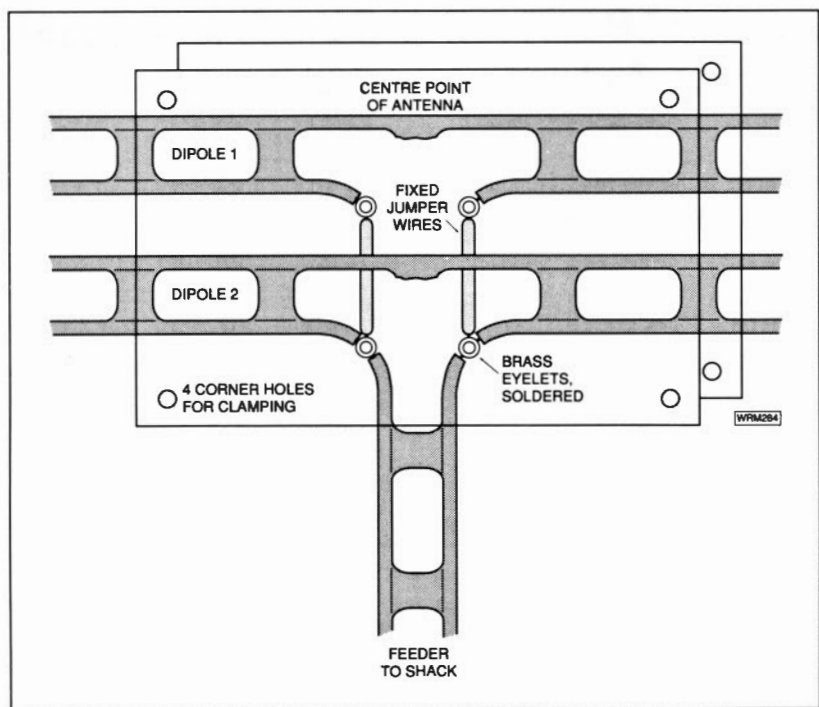


Fig. 2: An enlargement of the centre area of the antenna system, see text for more details

as a clamp to hold the antenna centres together, if the wiring was placed between the two sheets. Also this method would allow some weather proofing of the joints to be carried out. The home QTH has all the atmospheric problems of an exposed seaside location. Two pieces of acetate were cut and

clamped together whilst drilling all the various holes (see detail in Fig. 2). The feeders were attached and the plates clamped up together.

Clambering onto the roof allowed both antennas to be stretched out and held horizontally (use heavy weight Nylon mono-filament or other non conductive material), and the feeder dropped nicely down to the shack window.

The 300Ω feeder provides an impedance of, surprise - surprise 300Ω, which matches fairly well to the nominal 300Ω impedance of the folded dipole. This may be correct for the antenna but most modern transceivers will be unhappy about this load value. Either a good a.t.u. and an balun, or at least a balun will be needed to give good matching. I was lucky in that my a.t.u. already has the terminals for a balanced 300Ω feed, but materials to make a 4:1 balun can be purchased for less than £1.00.

Analysis of findings

Using an a.t.u. with a well manufactured 4:1 balun is preferable to using the straight connection to the back of the rig. Should however the a.t.u. not have an option for a 4:1 balun, a cheap home made article can adequately replace it with only a few percent drop in efficiency. The difference in power lost at an s.w.r. of 1.5:1 is very little greater than at 1.1:1.

Within a very short time I found that many DX stations were coming in strongly and clearly. Because of the relative lack of pile-ups there is plenty of time to 'rag-chew', with the rarer stations such as: ZL2APW, since confirmed.

Good DX on the 'new' bands.

PW

Wanna Swap!

Would exchange Pocomtos AFR2000 for FC102 a.t.u. Sorry but nothing else will do. If you have one, Tel: L.W. Wood G4ZSB on (0602) 256389

Have Kenwood R-5000 receiver in excellent working condition, would exchange for a Lowe HF225 with appropriate adjustment or w.h.y. Noel Cameron EI4DZ, 16 St. Mary's Crescent, West Port, Co. Mayo, Eire

Have 24GHz directional couplers, mixers, bends, twists etc. also have an attenuator. Would exchange for an h.f. receiver. Mann Tel: Cambridge (0223) 860150

Have very good AVometer, all leads etc, and two Motorola p.m.r. hand-held radios, suitable for 430MHz conversion. Would exchange for an HW8 or a scanning receiver. Dave Clifford G6UFV on Tel: 051-639 5922

Have Olympus OM101 35mm SLR camera system. Includes 30-70mm AF lens with manual adapter, some filters and a tripod. All new at Easter but am now housebound. Brian Potts Tel: (0670) 855953

Have Yamaha PSR70 keyboard with p.s.u. foot pedal and stand. A Carlsborough 50W amplifier also available. Radio w.h.y. K Barrett GW4NBY, Tel: (0656) 662867

Have Fuji ST701 SLR camera with wide angle lens, tripod, carrying case and accessories as well as a Mekai TM automatic camera with electronic flash. Would exchange for a communications receiver. S. Phillips Tel: Bourne End 29872

Have D L Bird BBC Fax unit, Psion Organiser II (32k model XP), 4.5inch reflecting telescope with equatorial mount, tripod lenses etc. In excellent condition value £300 new, w.h.y. for h.f. v.h.f./u.h.f. etc. Bill Tel: 091-481344

Have Sharps IQ7000 multi-purpose personal organiser with 32K RAM and much software. Registered with the user club and newsletter due soon. As new boxed. Would exchange for a Grundig or similar digital h.f. receiver with b.f.o. (must be excellent condition). Alex Kevan, 31 Mansfield Place, Newton Stewart, Wigtownshire DG8 6LS

Have Tandberg TD20A-SE 10inch reel-reel tape deck, cost when new over £1200. It has had very little use. Would exchange for a good quality twin deck cassette recorder. Ray Taylor Tel: (0282) 842124

Have Sommerkamp FT-277 1.8-30MHz transceiver complete with mic. and manual. Also Sommerkamp Soka747 transceiver in need of repair. Plus Saisho SW5000 receiver 150kHz to 30MHz coverage. Would exchange the lot for a Yaesu 747 or 757GX or maybe a Yaesu FT102. Letters please to: Tom, 9 Welstye Green, Basildon, Essex SS14 2SR

I would like a manual and both i.f. transformers and other parts for an Eddystone 840C receiver. I am willing to pay all reasonable costs, or what-would-you-like? Howard Tel: (0908) 73114

Have Military radio, a Canadian type 58Mk1, with accessories dated around 1943. Would exchange for a mobile 144 or 430MHz transceiver. Alan Jenkins G7CYD, Tel: (0753) 863735

Have Eddystone IMR54 receiver working and in fair condition. Would exchange for something radio related w.h.y.-Also looking for the manual for a Yaesu FRDX400 receiver, can you help? Keith Heslon, 3 Upavon Court, Pennhill, Swindon, Wilts. SN2 5HD

Send your swaps to the Editorial Office in Poole. No Traders, we do check!

THE COMPANY THAT BRINGS YOU THE LATEST TECHNOLOGY - FIRST !

SALES HOTLINE 021 552 0073 and HELPLINE 021 552 0051 (Office Hours)

ANOTHER RAYCOM PACKAGE

The **TOKYO HX240** HF Transverter when coupled to an all-mode 2m rig will give you 50W on 80 to 10m. RAYCOM have put together this unique unit with the new YAESU FT290RII.

IT WORKS GREAT !



FT290R II £429.00
TOKYO HX240 £249.00
1/2 Size G5RV £ 14.95
12 Amp PSU £ 59.95
Nicads & Wall Charger £ 31.30
Total regular price £784.20

RAYCOM PACKAGE .. £699.00

YOU SAVE £85.20 !

Includes ALL D.C. and Co-ax leads
EXCELLENT HF AND VHF STARTER PACK
COME IN AND TRY IT FOR YOURSELF - YOU
WILL NOT BE DISAPPOINTED

FULL RANGE OF YAESU AND ICOM ALSO STOCKED

HP100E/AR1000

Exclusive to RAYCOM
Short wave converter Module

Made in the UK by AKD

Coverage 200kHz to 30MHz

HP100E with converter £299.00

HP100E no converter £249.00

Converter only £ 59.00

NOTE

HP100/AR1000 not purchased from RAYCOM requires modification to work with the converter Cost £15.00

THE UK SCANNER EXPERTS

**WE HAVE SECURED LIMITED QUANTITIES OF THE NEW ICOM SCANNERS
DIRECT FROM JAPAN - HURRY TO RESERVE YOUR ONE NOW !**

The FANTASTIC ICOM ICR1 and ICR100

IC-R1 500kHz to 1300MHz £399.00
IC-R100 500kHz to 1800MHz £499.00

OTHER HIGH QUALITY SCANNERS FROM RAYCOM

BEARCAT UBC 50/55XL 66-88/136-174/406-512MHz £99.95
10 memories, channel review, including FREE charger worth £4.95
BEARCAT BC 70XLT 66-88/136-174/406-512MHz £149.99
20 memories, full frequency display, with FREE car charger kit worth £4.50
BEARCAT UBC 100XLT 66-88/118-174/406-512MHz £199.99
100 memories, airband, search, including FREE car charger kit worth £4.50
BEARCAT UBC 200XLT 66-88/118-174/406-512/806-956MHz £229.99
200 memories, top of the range, including FREE car charger kit worth £4.50
BEARCAT UBC760XLT 66-88/108-174/350-512/806-956MHz MOBILE £229.99
100 memories, 5 search bands, including FREE mains adapter worth £4.95
NEW JUPITER MVT 6000 mobile ONLY £329.00
25 to 550 MHz and 800 to 1300MHz, 100 Memories
JUPITER MVT 5000 Hand-held ONLY £249.00
25 to 550MHz and 800 to 1300MHz, 100 Memories
AOR 3000 base Limited Supplies available £699.00
0.1 to 2036 MHz, 400 mems, LSB/USB/CW/WFM/NFM/AM

MANY OTHER TYPES AND MODELS STOCKED - NEW AND USED.

SEND AN SAE FOR OUR LATEST USED LIST

URGENTLY WANTED - USED SCANNERS AND HAM GEAR, WORKING OR NOT.

ICOM IC-R7000



Listen to weather, fire, coastguard, TV, airband and many, many more. Wide frequency coverage provides you with all the channels you need to become a VHF and UHF listener. Frequency coverage is guaranteed from 25 to 1300MHz, but may extend on individual units to 2GHz! Features include:

- USB, LSB, FM, FM-N, AM
- 99 memory channels, keypad entry
- optional infra-red remote control
- variable speed scan and delay
- optional voice synthesizer
- six tuning steps
- sensitivity < 0.3µV for 10dB SINAD

Save £108! Raycom price £925

including FREE Royal 1300/AH7000 25 - 1300MHz discone complete with co-ax and plugs.

CHARGE IT!

Why not take advantage of the **RAYCOM Credit Card** and spread the payment for that scanner you've always wanted. Example: Yaesu FRG9600 MKV package £70 deposit and £28 per month (APR 36%). Call for a quote and written details! Licensed credit broker.

YAESU FRG9600



9600 standard 60-905MHz £469.00
9600 MkII 60-950MHz £499.00
9600 MkII pack 60-950MHz .. £545.00
9600 MkV 0.2-950MHz £625.00
9600 MkV pack 0.2-950MHz .. £699.00
Standard to MkII .. Upgrade £ 40.00
Standard to MkV .. Upgrade £149.00
MkII to MkV Upgrade £129.00
Packs include PSU and ROYAL 1300!

RAYCOM COMMUNICATIONS SYSTEMS LIMITED, INTERNATIONAL HOUSE, 963 WOLVERHAMPTON RD, OLDBURY, WEST MIDLANDS B69 4RJ. TEL 021-544-6767, Fax 021-544-7124, Telex 336483 IDENTI G.

RAYCOM
COMMUNICATIONS SYSTEMS LIMITED

Telephone **021 - 544 6767**



RAYCOM gives you more BUYING POWER

ALL MAJOR CREDIT CARDS ACCEPTED. BC, ACCESS, DINERS. INSTANT CREDIT UP TO £1000 (SUBJECT TO STATUS) WITH RAYCOM CREDIT CARD (APR 36%). INTEREST FREE CREDIT ON CERTAIN ITEMS AT MRP. CALL FOR MORE DETAILS.

ORDERING INFORMATION

WE STOCK ICOM, YAESU, BEARCAT, MFJ, BUTTERNUT, CUSHCRAFT, AEA, NAVICO, STANDARD, TEN-TEC AND WELZ AMONG MANY OTHERS. SEND SAE FOR FULL LIST.

TEL: 021-552-0073

PHONE BEFORE 4PM FOR NEXT DAY DELIVERY BY COURIER (£15.00) - OR 2PM FOR DELIVERY BY POST (£10.00). PLEASE ALLOW TIME FOR CHECKS TO CLEAR. MANY OTHER ITEMS IN STOCK. PLEASE CALL FOR MORE INFO AND FOR EXTRA SPECIAL DEALS!

INFOLINE 0836-771500 5-9pm (weekdays)

OPENING HOURS 9-5.30 MON TO SAT,
73 DE RAY G4ICZ, PETER G4EWD
COLIN and JOHN on the 'phone.

SPECIALISTS IN DRESSLER ACTIVE RECEIVE ANTENNAS

NEW ARA 1500

50-1500MHz

'N' Type Connection

Gain 11.5dB

Noise 3.0dB

Intercept point
3rd Ord
+ 21dbm

£159.00

Now with fully
tuneable
interface.



ARA 30 ACTIVE ANTENNA
50kHz ... 40MHz WITH LIMITED
PERFORMANCE UP TO 100MHz

Professional electronic circuitry
with very wide dynamic range.
Meets professional demands
both in electronics and mechanical
ruggedness. 1.2m long glass
fibre rod. Circuit is built into
waterproof 2.5mm thick
aluminium tube. Ideal for
commercial and swi-receiving
systems. £139. See Review in
August 1985 issue p.35

Both antennas come complete with 7 metres of
cable, interface, power supply and brackets.
Dressler preamps available.

Also a wide range of masthead pre-amps available
for most V.H.F. and U.H.F. frequencies,
including scanner pre-amps from £89.



£139

dressler
COMMUNICATIONS LTD.

191 FRANCIS ROAD
LEYTON - E10 6NQ - LONDON
TELEX 8953609 LEXTON G
PHONE 081-558 0854 081-556 1415
FAX 081-558 1298

24hr Hotline ansaphone No: 081-558 0854

OPEN MON - SAT 9AM - 5.30PM

INTEREST FREE HP FACILITIES AVAILABLE
ON MANY ITEMS
PROMPT MAIL ORDER



Prices correct at time of going to press. Please phone for latest
quote.
Or contact your local agent anytime on the following numbers:
Stuart (Bromley, Kent) 081-466 5199, 0860 634526. Terry
(Biggleswade, Beds.) 0767 316431.

SPECIAL OFFERS

IC-R9000

INCLUDING
ARA 30 +
ARA 1500(N)
£3,995



IC-R7000

INCLUDING
ARA 1500(N)
£999



IC-R71

INCLUDING
ARA 30
£855




KENWOOD R5000

INCLUDING
ARA 30
£899



KENWOOD



**NEW
TS950
H.F. TRANSCEIVER
EP.O.A.**

H.F. 5 BAND
TS940 INC. ATU & MIC

Kenwood R5000 + ARA 30 £899
Kenwood R5000 £799
VC20 Converter £160
TS960 HF + 6 Mtr Inc. Microphone £895
TS940 Inc Auto ATU Inc. Microphone £1,150
TS940 Inc Auto ATU £2,000
TS790 270 + SAT £479
TM701 Dual Band £479
TM231 2m TXRX £595
NEW TM 731 New Mobile Dual Band £595
TH 75 New 270 Dual Band P.O.A.

ICOM




**IC781
H.F. TRANSCEIVER
EP.O.A.**

All ICOM stocked including accessories

IC 2SE £348.00
IC 2 £2249.00
IC 4SE £449.00
IC 4 £259.00
IC 781 £348.00
IC 901 £2249.00
IC 32 £449.00
IC 32 £259.00
IC 765 £348.00
IC 3210 £2249.00
IC 3210 £449.00
IC 3210 £259.00


SCANNERS

AOB 1000 (Similar to HP100) P.O.A.
AOB 2515 5MHz-1500MHz £575
AOB 2002 25-500-600/1300 £469
HP100 FAIRMATE 17-600 800-1300 P.O.A.
GRUNDIG SATELLITE 500 £299



**STANDARD
AX700**

PANADAPTOR Deluxe
£575.00



**FRG 9600
50 - 950 MHz
£500.00**

YAESU



**FRG
8800
HF RECEIVER
£585.00**

FRG9600M 60-950MHz £500

LARGEST LONDON YAESU STOCKIST

VHF CONVERTER £100.00

FREE HF 5 Band TRAPPED VERTICAL
INC. RADIALS WORTH £189 WITH: £2995

FT1000 £1195

FREE X50 DUAL BAND COLINEAR
WORTH £129 WITH: £495

FT736R £345

FT470R £345

STANDARD

WE ARE **STANDARD** AUTHORISED DEALER

C500 DUAL BAND £335

C150 2 MTR £230

C528 DUAL BAND £379

C5200 DUAL BAND MOBILE, IOW £400

SONY

SONY ICF 2001D

76-108MHz
116-136 AIRBAND
153kHz-29.995MHz
FM - AM - SSB 32 MEMORIES
INC PSU, CARRY STRAP
& EARPHONE



£329

Sony ICF 7600DS FM/AM/SSB £159

Sony SW1 150-30M CIS + FM Stereo £249

Sony Pro 80-150kHz-108MHz, 115MHz-224MHz,
AM-FM-SSB £299

Sony Air 7 £229

Sony ANT Active Antenna £55

Sony Accessories Available

**NEW
SONY ICF SW7600**

76-108MHz

153kHz-29.995MHz

Complete with case,
mains power supply,
earphone and
frequency list.



SPECIAL OFFERS ON YAESU

SPECIAL OFFERS ON ICOM


LARGEST ICOM YAESU DEALER IN LONDON

Watts in the Air

Feature

Nowadays most of us take high power radio transmissions for granted but Anthony Hopwood doesn't. He takes an historical look at the megawatts that are launched into the 'ether' every day.

Two coupled 200kW Alexandersson radio frequency alternators at Radio Central (Rocky Point) Station, New York, USA.



It's magical how spinning electromagnets inside a copper and iron cage become 'black holes' for shaft horsepower, and it is quite routine to extract megawatt years of energy from fossil and fissile fuels and then send it down wires to light a distant city.

After a century of electric power, most engineers take it for granted. After all, mains power does follow a circuit where it can be seen at work. But what if you pour electrical power into an antenna wire connected to an invisible ether? That's quite a trick - it's called broadcasting, and absorbs gigawatts of energy across the world. In the UK alone, broadcast radio and TV transmitters radiate over 100 000 horsepower into thin air, all day and every day!

Power Problems

Providing electric power for transmitters has been a problem for over 90 years.

The early wireless pioneers used batteries or portable generators to furnish the modest power needed for isolated cliff top transmitters, or simply hooked shipboard equipment to the ship's electric light supply.

But the key to successful wireless telegraphy was range, and that meant power into the antenna.

As early as 1901, Marconi needed 20kW of electrical power to bridge the Atlantic.

Early wireless telegraphy transmitters used interrupted electric sparks to generate radio waves, which were fed into massive antenna arrays tuned to frequencies between 10 and 100kHz corresponding to wavelengths between 30 and 3 kilometers. These wavelengths are largely immune to day and night effects, and have a world-wide range.

Today, v.l.f.(very low frequency) radio is used for military coded Morse transmissions to nuclear submarines and navigational time signals, because

the transmissions can be picked up all over the globe - even underwater.

Large Antennas

Some idea of the size of the antennas used in those early days can be gained by driving past the present installations near Rugby, which can be seen from the M1 motorway or from the main Euston to Birmingham and Scotland railway.


Even before World War I, transmitters were in service with ratings over a megawatt. In practical terms a megawatt transmitter has to feed an antenna with radio frequency current of up to 600 amperes at several thousand volts, switched on and off several times a second to form dots and dashes.

Until the mid 1920s when valves reached the point where they became the preferred method of generating high frequency, high power transmitters used the quenched spark, Poulsen arc or the high frequency alternator.

Historically, the Poulsen arc was to provide the highest powers, with individual sets rated at 2.5MW at 11kHz (nearly 30km wavelength). The Alexandersson alternator peaked at 250kW, and most spark stations were rated at less than 100kW, although there was a Marconi station at Coltano in Italy with a 1MW antenna input.

Providing the power supplies for wireless stations taxed the ingenuity of power plant designers to the limit. The problem was caused by the unique combination of a rapidly cycling heavy electrical load being at odds with supply voltage and frequency stability.

In a few fractions of a second the system had to switch a megawatt load cleanly into the antenna to form a dot or dash, and do so for hour after hour without wandering off tune or blurring dots into dashes. This formidable task is mechanically



An example of a small Alexandersson 100kHz radio frequency alternator.

Close-up detail of complex winding of Alexandersson radio frequency alternator armature.

equivalent to setting a 1500 hp load on and off an engine several times a second while limiting the speed variation to less than 0.1%!

Thunder Factory

No better impression of the awesome power of an early spark telegraphy station can be given than this 1911 description of the start-up of the 25kW Marconi 'thunder factory' at Cape Cod

"At 9.30 the engineer on watch hastens down from the dwelling house to start the great flaming torches which heat the ignition balls of the kerosene engines. Oil engines are used at this plant because of the difficulty and cost of getting coal to the station.

By 9.50am, all is ready - the engines are running and the meters checked to show that the current value is correct.

When the clock points exactly to ten, a red signal light flashes in the engine room, the operator releases the catch on the automatic transmitter, and the crashing noise of the spark is immediately heard from the next room. Here in the transmitting room, great streams of fire a foot long are thrown out by powerful blowers, and the tremendous noise of the spark, although musical, is terrifying.

Very few people have seen this plant in operation, for visitors are strictly prohibited from entering, but the high pitched note of the spark can be heard several miles away on a still night with the wind in the right direction. The spark has even been seen from fifteen miles at sea through the station windows! Viewed from outside, the intense white flash showing through the frosted glass windows and the deafening crash of the spark cause you to think this is the home of the evil one."

Driving Force

Historically, oil engines were used as the driving force for smaller stations because they were easy to set up, and did not need a large fresh water supply - a real problem for many isolated coastal sites.

Bigger stations initially used steam engines, driving generators connected to huge banks of accumulators. As the multi-cylinder diesel engine was developed and perfected, it became the preferred prime-mover. Petrol engines were not popular for wireless telegraphy stations because they used electric ignition, which became very erratic in the powerful electromagnetic fields near the transmitter.

Unusual Locations

The growing commercial importance of wireless telegraphy led to stations being set up in some rather out-of-the-way places, such as Manaus and Porto Velho in 1911, deep in the Amazonian basin.

Both stations were identically equipped with twin Davey Paxman horizontal low speed compound engines (Colchester type), rated at 100 bhp at 120 r.p.m. Drive was by belt from the 2.5 metre flywheels, and although the 70kVA 2kV 50Hz ECC alternators were left-and right-handed on separate beds, there was provision for close coupling the machines to run as one unit.

Boiler water came from a specially constructed 273 000 litre reservoir at Manaus, and the railway company's supply main at Porto Velho. At Manaus, the reservoir was fed by water pumped from an aquifer about nine metres underground, supplemented by rainwater off the the roof - which was often enough to keep up the level during the rainy season without pumping!

Inclined Plane

Getting the equipment on site was no easy matter. The only highway for heavy plant was the river Amazon to Manaus, and a tributary, the Rio Madeira to Port Velho. At Manaus, the station was situated about four kilometres from the town, and approximately one kilometre from, and some 20 metres above the river.

During unloading, the river level varied by over ten metres, so the inclined plane constructed up the bank for heavy items like boilers had to be altered accordingly. That was not the only hazard!

When the water was low, lighters would run aground on the shifting mudbanks, leaving their crews at the mercy of opportunist swarms of mosquitoes and other noxious insects that poured out of the forest to feast on the captives. With nothing to do but endure the discomfort, the crew usually passed the time until they were towed off, by taking pot shots at the numerous alligators basking on the mud, puffing for all they were worth on rank local cheroots in a vain attempt to keep the insects at bay!

Casualties

It was hardly surprising that there were casualties. The most serious incident was the destruction of one of the 25kVA transformers en route to Porto Velho when it slipped from its cradle and crashed on to the quayside!

Some stations within reach of urban mains supplies were big enough to warrant their own power plant. The illustration shows the 1800hp

Practical Wireless, October 1990

diesel plant for one of the biggest European stations at St Assise in 1922. Also shown is the turbo generator plant for the GPO's 200kW arc station at Leaffield in the same year.

Biggest Headaches

Undoubtedly the biggest power supply headaches were caused by the Alexandersson high frequency alternators. These machines actually generated the radio frequency waves direct. A typical 100kHz machine had 300 poles and ran at 20 000 r.p.m.

With a rotor peripheral velocity of some 300m/sec, they were **VERY** carefully designed and built! Construction was similar to steam turbine practice with forced oil feed to the self aligning plain bearings which were designed to equalise the air gaps as the armature heated up on load.

The air gaps were held to a maximum of 0.015 in to maintain efficiency and the machined slots in rotor and stator had to be parallel - a divergence of 1 in 1000 would cut output by some 20%.

Even when they were running, speed regulation had to be impeccable or the transmitter would go off tune. This was normally done by a Ward-Leonard d.c. drive to the 10:1 helical spur step-up gearbox driving the alternator.

Critical Speed

Speed control was critical for this type of this machine, with variation of no more than 0.1% permitted at the armature (0.01% at the motor) between no load (space) and full load (dot or dash). Even 0.1% variation works out as a clearly audible pitch change of 100Hz at 100kHz transmitter frequency.

The rotational speed on these remarkable machines was governed and held by banks of up to a hundred relays. The relays were synchronised to the transmitting key to weaken the main motor drive field as the antennal load was applied. This technique made the speed rise to compensate for the increased rotor drag as power flowed into the antenna.

But such heroic engineering was short lived and by 1930, the less demanding and more efficient water cooled valve had won the day.


National Grid

Despite the growth of the National Grid, broadcasting and telegraphy stations still installed their own power plants to generate the d.c. for high tension and filament supplies. Experience had shown that the frequent lightning strikes on the antennas often knocked out any incoming a.c. mains, whereas locally generated supplies could be protected from damage, and usually stayed on line.

From the mid 1930s, and throughout the valve age of radio, broadcast transmitter supply practice was typified by the BBC. The Corporation installed standardised power plant made up of one or more 375 r.p.m. 6 cylinder 'solid injection' diesel engines which were close-coupled to 3-phase alternators. This set a pattern that is only now ending as the last rotary plant is replaced by fully protected supplies drawn from the National Grid.

Recycling Energy

As well as recovering some of the waste heat Practical Wireless, October 1990



Historically the Poulsen Arc - the examples shown dwarf their attendant - provided the highest power with individual sets rated at 2.5MW.

from the engines to keep the station warm and dry, there was a small boiler attached to the diesel exhaust to produce distilled water to top up the cooling circuits supplying the water-cooled power valves.

Each 50kW valve was water-jacketed, and using distilled water, it was possible to feed coolant to the live jacket at 12500V via a 20 metre rubber hose because pure water is essentially non conducting.

Typical of BBC practice was the original Droitwich transmitter, which entered service in 1934 and was only recently replaced at this important national (and International) station. In this installation the 4 English Electric sets were mounted on a massive concrete slab 13 x 26.5 x 3m weighing about 800 tonnes. The huge slab was isolated from the building by pads of compressed cork to prevent mechanical resonance and vibration problems in the adjacent transmitter hall.

Today, the many thousands of megawatts of energy radiated into the ether are furnished by the National Grid, and it is the turn of the transmitting valve to give way to semiconductors and other more exotic glassware.

But still there remains the magical feat that you can pour enough power into an antenna to light a town, and there is nothing to show for it unless you tune in!

And now that most of the big diesels have been retired, we should not forget that for over 70 years, engines provided the power behind broadcasting. They enabled us to radiate through the ether for over 70 years to help mankind's communication and commerce all around the globe.

PW

AMATEUR RADIO & METEOROLOGY GO HAND-IN-HAND

Professional Meteorologist and Anglia ITV 'weatherman' Jim Bacon G3YLA provides an introduction to weather and its effects on radio propagation.

Basic Meteorology

The idea behind this article is to discuss the benefits of weather study to operation on the v.h.f./u.h.f. amateur bands. It will cover the two main weather related propagation events, 'tropo' and Sporadic-E. Each depends on different characteristics of the weather patterns and a basic knowledge of the physics behind these features will greatly improve your chances of working the DX.

On a superficial glance 'weather' seems to consist of two fundamental chart features; the **High** and **Low** pressure areas which can be seen on TV weather maps and on some newspaper weather pages. While it's true that these are only one part of the complex series of factors which go to produce the actual weather we observe, they do establish many of the ground-rules for the day's weather and largely determine the chance of any propagation benefits.

Highs and Inversions

Most of you will be familiar with the idea that areas of high pressure are often times of DX on v.h.f. and u.h.f. This is a direct result of the air motion within a large high, and the effect this has on the refractive index of the air.

Developing highs are characterised by a large scale descent of air within the region of the high, see Fig. 1. This vertical motion (typically 1cm/s downwards) is much more gentle (100 times less) than the horizontal motion of air around the high (the wind, 5-10m/s).

It's important to realise that much of our weather is due to the vertical motion of air rather than horizontal motion. In this case it is downwards but as we will see later, upwards motion is important in areas of low pressure.

Back to the high, and now let consider what happens to the air as it descends in the high. Pressure is greatest at the surface and decreases as you go upwards, therefore air that travels downwards (subsides) is moving into a region of greater pressure.

Increasing Pressure

You are probably aware of one example when pumping up a bicycle tyre; the end of the pump gets hot. This is not due to friction, but is a direct result of increasing the pressure of the air inside the pump. This same principle is at

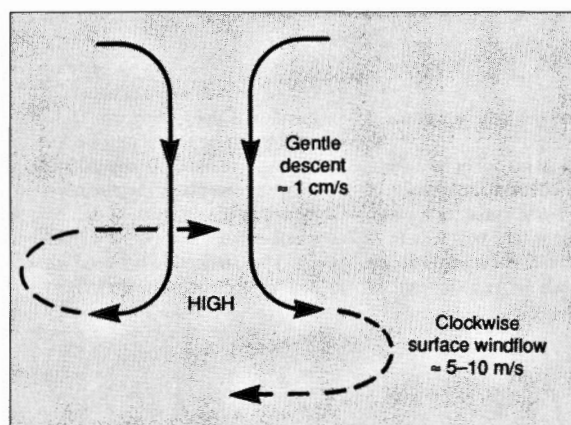


Fig. 1

work inside the area of high pressure; as the air descends it warms.

Meanwhile, near the surface the air has not been warmed by this subsidence and we notice that a temperature inversion is established. Let me explain; normally temperature decreases with height as in Fig. 2a, since the air is warmed by contact with the ground. This is not surprising - as you move away from the heat source it gets cooler etc.

Near the surface in the lowest 0.5km (1500ft) region of a large high, you will find air which has not been modified by subsidence. It probably shows the expected temperature decrease with height. Above this will be found air which has subsided in the high and become warmer relative to the

surface air below. This subsided air also becomes drier, that is, its relative humidity decreases.

Subsidence Inversion

The contrast between these two air masses forms a temperature inversion, strictly it should be referred to as a **Subsidence Inversion** to identify its cause. The term inversion is stating that the temperature trend (normally a decrease with height) is reversed or 'inverted' and now we see a temperature increase over a small height interval as in Fig. 2b.

The first signs of a useful subsidence inversion often do not appear until it has come below 1.5 km (4500ft) and it may then intensify further as it descends. Many end up around 0.5-1km

(1500-3000ft) and some may eventually reach the surface in the middle of large highs.

This whole physical process is taking place over vast areas of the weather chart, highs are among the larger of the weather systems when it comes to horizontal dimensions. This in turn determines the geographical scale of any radio path enhancements produced by highs.

On still, clear nights the ground can lose its heat quite rapidly and this cooling affects the air near the surface to form a **Surface Inversion**; this may be in addition to the subsidence inversion at a greater height, see Fig. 2c.

The surface inversion rarely extends higher than about 0.3km (1000ft) and will be destroyed by daytime heating of the ground the next day. They are essentially late evening, overnight and early morning phenomena.

Very Effective

This horizontal layering of the atmosphere is very effective at limiting vertical motion from the surface. In fact smoke, dust, pollution and cloud will be trapped underneath any inversion often producing an obvious haze layer. Although invisible, water vapour (a gas) is also trapped and becomes noticeable when this moisture condenses to form low cloud or fog, see Fig. 3.

The characteristic movement of highs is a slow drift (about 5m/s or 10kt); they can even become semi-permanent features like the Azores High or Siberian High. Usually, the slower they move the better they are for radio amateurs. Typically they last for 1-2 weeks, but sometimes just for a day or two, serving as separators between successive lows.

The important point to remember about highs and the inversions they produce is that the lower atmosphere becomes horizontally layered over large distances with cool, sometimes

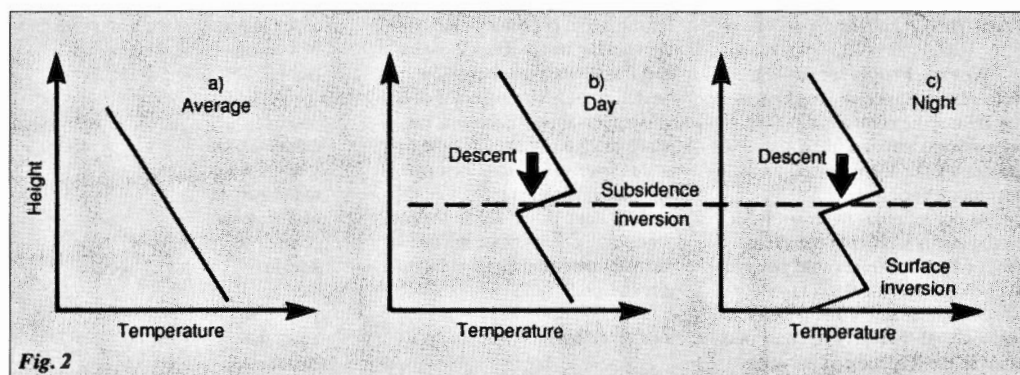


Fig. 2

8-PAGE WEATHER SPECIAL

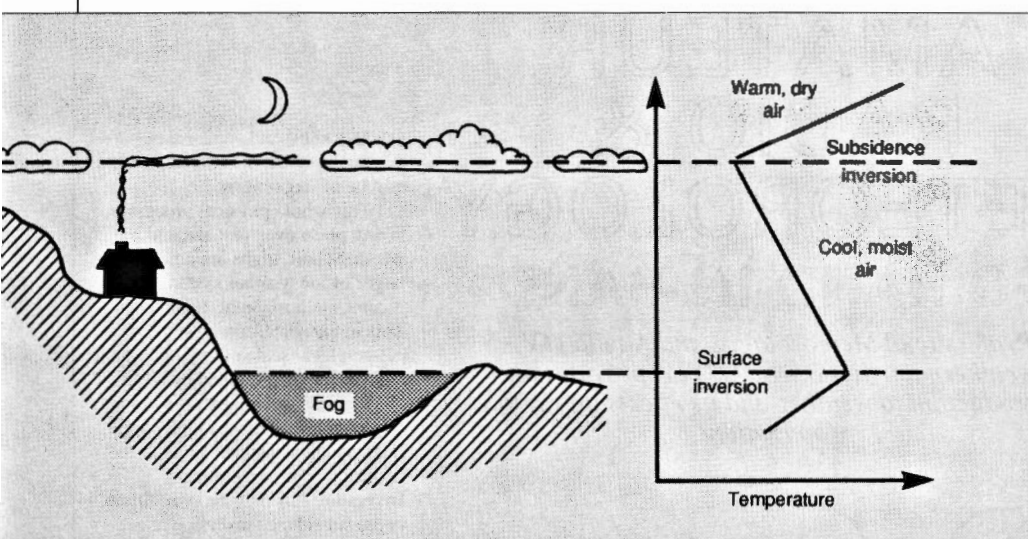


Fig. 3

look at the high altitude flow at 10km you will notice that the flow is much smoother.

Troughs and Ridges

There is a series of troughs and ridges which move across the chart like a sine wave on an oscilloscope out of synchronisation. The analogy may be used further; the low amplitude, high frequency sine waves move quicker than the high amplitude, low frequency waves.

Jet streams mark the strongest flow through the pattern which is itself moving bodily across the chart. The axis of a ridge/trough is worth noting, see Fig. 7, as it may play a role in Es development. A typical ridge/trough movement may be as much as 25m/s (50kt), but is usually less, around 10-15m/s (20-30kt). Upper ridges which are growing in amplitude can provide good displays of 'mares tails' cirrus cloud and may be a useful visual clue to Es.

moist air near the surface, and dry, warm air above the inversion which makes quite an abrupt boundary between these two different air masses.

Lows and Fronts

These are the disturbed parts of the weather chart, it's often lows that bring the strong winds which are the bane of large antenna arrays! If you look at a sequence of Atlantic weather charts you will notice that lows usually move quite fast compared to highs and that their movement is often anything but straight.

The speed of movement can be up to 25m/s (50kt), this will be at their early stages of development, and the speed will drop to as little as 10 m/s (20kt) as they get older and larger. In fact some lows may become quasi-stationary for several days.

As a general rule, small lows which are sometimes called 'wave depressions' because of the shape of the fronts, move quickest. As the low gets larger it will often turn to the left of its original track and slow down, finally occupying much of the Atlantic with a diameter in excess of 1500km.

Weather Fronts

Weather Fronts are really the birth place of lows and in general the greater the contrast of temperature across a front, the greater will be the potential for development of lows.

At our latitudes the main front on the charts is usually the Polar Front which separates cold polar air over the northern Atlantic from warm tropical air further south. The 'spikes' and 'bowler hats' on fronts point in the direction of movement of the front, the former represents a

cold front and the latter a warm front.

As you will no doubt be aware, a cold front will bring colder air behind it and vice-versa for a warm front, see Fig. 4. The best way to picture the chain of events is to think of the whole Atlantic front as

mention is the Jet Stream. This is a core of strong winds in the upper atmosphere about 10km (30000ft) above ground and it is directly related to the strength of the weather front associated with it.

The connection between fronts and jet streams is shown in Fig. 6.

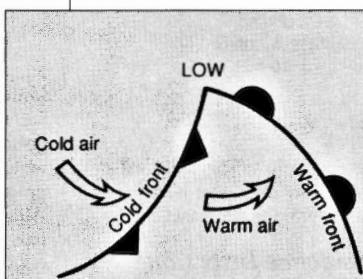


Fig. 4

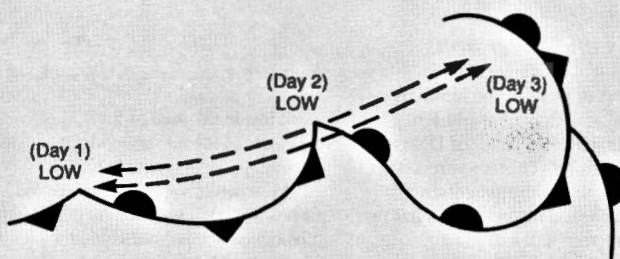


Fig. 5

a long 'skipping rope'. The lows behave as if they have been given a flick at one end and the resultant 'ripple' has moved along the rope. In the atmosphere the 'ripples' may also grow in size as they move along.

Typical Sequence

The typical sequence of events is shown in Fig. 5 starting on the left, the Atlantic front has three different lows along its length in order of increasing maturity. The leftmost low is probably a day old, the middle low is about 2 days old and finally the right-hand low may be 3 days old. These are, of course, very much approximations, but serve to give a feeling for the time-scales involved. Often the low will be deepening most rapidly at the middle stage of the sequence and probably be at its most intense in terms of the windspeed in its circulation.

Jet Stream

The remaining feature to

As a general rule the jet stream blows parallel to the front; just to the rear of a cold front and ahead of a warm front.

Jet streams are usually strongest in winter, up to 100m/s (200kt), and about half that in summer, 50m/s (100kt). This is reflected in the relative strength of the weather systems in the two seasons.

Often the location of the jet stream is marked by a long smooth edge to frontal cirrus cloud behind a cold front or by fast moving streaks of cirrus cloud ahead of a warm front.

A final point of meteorological interest lies in the pattern of a weather chart at jet stream heights. If you strip away the surface features and

Tropo

You have waded through a lot of meteorology to get to this, but I hope it will be easier to grasp as a result. The development of an inversion is the crucial factor for tropo since this forms the required contrast of temperature and moisture over a relatively small height interval.

The radio refractive index of the air is a function of temperature,

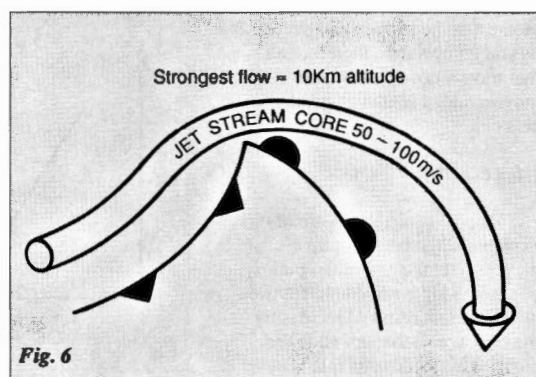


Fig. 6

8-PAGE WEATHER SPECIAL

pressure and moisture; the last one being the most important. As a first approximation, it is necessary to only consider the changes of moisture under an inversion to get a feel for the likely changes in the tropo conditions.

The formula used to calculate the refractive index is:

$$N = \frac{77.6 \times P}{T} + \frac{3.733 \times e \times 10^5}{T^2}$$

where P = pressure(mb), e = vapour pressure(mb), T = deg Kelvin and N is a modified refractive index. The relationship of N to n (the real index) is $N = (n-1) \times 10^6$ this has the effect of making the numbers easier to deal with, as a real index of 1.000350 becomes 350.

This modified index, gives figures of the order 350 at ground level, decreasing upwards. A change of 40 units per km height is the 'normal', whereas a decrease of more than 157 units is cause for v.h.f. excitement. This is because it will produce sufficient bending of the signal path to bring the signal back to earth at some greater distance than would usually occur.

As you will appreciate from earlier notes, inversions typically form too low (1.5km or less) to support a 'single skip' h.f. type of path for some of the extreme ranges reported (1500-3000km). To explain this we need to rely upon some sort of ducting mechanism where the signal is trapped in an 'atmospheric waveguide' formed by the inversion. It can then travel for large distances with little loss in strength.

Good Reading

The chapter on propagation in the *VHF/UHF Manual* published by the RSGB covers this subject in greater detail as will the *VHF/UHF PW Handbook* (to be published in the near future), both highly

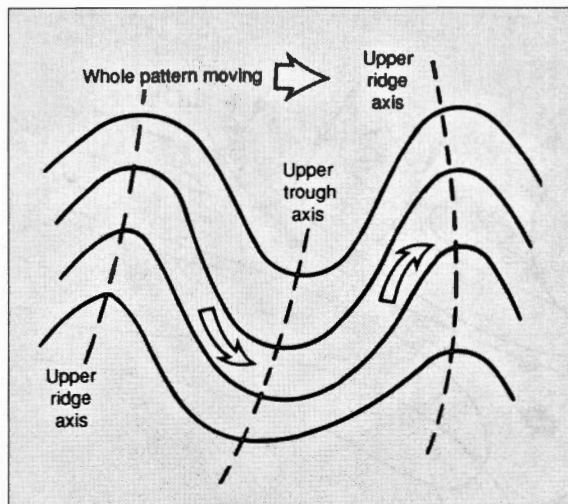


Fig. 7

recommended.

I aim to finish this section with some tips on how to find out when conditions will be right for DX. First, I will refer you to Fig. 8 which shows some of the locations where tropo can occur. It is a symbolic chart and I don't suppose that all these features will be present at once.

- 1) Past tropo openings suggest the best distances are achieved around the sides of large slow moving highs.
- 2) Occasionally a short-lived path may exist parallel to, and just behind, a cold front.
- 3) Paths across the centre of a high may be shortened by the inversion lowering to ground level.
- 4) I know it may seem obvious, but don't go above the inversion. Climbing hills may put you above the cloud/haze layer into the sunshine, but you will then be above the inversion!
- 5) As a large high moves away, the surface flow of air below the inversion is drawn up from the southwest. This brings it across the nearby Atlantic/Biscay and hence picks up moisture. Remember we need moist air below the inversion. (This is the reason why falling pressure after a long spell of high

pressure is taken to be good for DX) 6) Conditions often improve in the evening and overnight as the surface inversion develops, providing a shallow entry angle to the main subsidence inversion above where ducting may be possible.

7) Onshore sea breezes which develop around our coast in the summer can bring moist sea air well inland and provide good conditions at the end of a hot sunny day. This is the reason for inland stations suddenly hearing DX as the sea breeze front arrives.

There's no need to feel left out if you live well inland, a strong sea breeze has been known to reach as far as Birmingham in the late evening!

8) Sea paths in summer can provide very long haul contacts, for example G to EA8 or EA1, east coast G to GM/LA, etc.

9) VHF/UHF contests can be won or lost on the behaviour of the weather. A slow moving weather front along the English Channel can cut-off the continental signals from G stations.

10) Tropo works best at higher frequencies, if 144MHz is open, then try 432MHz or 1.3GHz. (This is the reverse of Es).

Sporadic-E

Sporadic-E or Es is largely a summer phenomenon (at least on 144MHz) and although events can take place at other times of the year, they are rare. On lower frequencies the picture is very different; on 28MHz there is evidence of Es on many days throughout the year (usually referred to 'short skip'), while on 50MHz it occurs somewhere on most days in summer and quite a few days in winter.

The cause of Es and a possible link with the weather are both being hotly debated by the scientific community, however some features of Es can be explained by the current literature and I will deal with these next.

The present understanding is that Es is caused by **wind shear** in the lower ionosphere. First, I should explain that wind shear is the term given to a change of wind speed or direction with height or distance. On the edge of jet streams, for example, there is a large amount of wind shear.

It's important to get a basic grasp of where all this is happening since confusion abounds on this point. The height of the various layers of interest is shown in Fig. 9. Es is found at about 100-120km in the E region and this is where the wind shear is located. The original cause of the wind shear is, however, much lower down in the troposphere where the 'weather' is found.

Sporadic-E Trigger

The trigger for Es may well be some weather feature which can be followed on the charts in the same way as highs for tropo. The mechanism by which the weather provides the trigger is interesting.

It's believed to be due to gravity waves, which in effect is just a wave motion in the flow of air above some disturbing obstacle (see Fig. 10). The gravity part of it is simply stating that gravity is the

ADVERTISEMENT

Meteosat



MET-2 Weather Satellite Receiver

A complete weather satellite receive system to operate with your IBM-PC. All display modes are covered up to enhanced VGA, representing the maximum resolution of the satellite. A plug in NOAA low earth orbiting satellite receiver option is available. The package includes:-

- 3 metre Yagi antenna, pre-amplifier
- 20 metres of cable

- A receiver/ demodulator
- Powerful, easy to use software for IBM-PC, Amiga and Atari computers

System enhancements include:-

- NOAA receiver and software
- Dish antenna feed horn
- Dish antenna

The MET-2 brings you professional quality at amateur prices. No one else provides our picture resolution at this price.

MET-2: £599.95 inc. VAT (£9.50 post and packing)

ICS Electronics Ltd. Unit V, Rudford Industrial Estate, Ford, Arundel, West Sussex BN18 0BD

Telephone: 0903 731101 Facsimile: 0903 731105

8-PAGE WEATHER SPECIAL

restoring force for the wave motion. There's nothing unusual in this as it's how waves on the sea work.

The current favourites for possible Es triggers are jet streams, thunderstorms and ridge patterns in the upper atmosphere. Once this wave motion is generated, it can spread upwards to the E Region, even growing in amplitude so that it may be 10-20km pk-pk by 110km.

The next stage is that this gravity wave activity causes the wind shear mentioned earlier. The wind shear manifests itself as a reversal of wind direction with height in the ideal case.

The next bit is a result of the deflection of charged particles when moving through the earth's magnetic field, see Fig. 11. If you move the particles one way at one height and the opposite way at some nearby height, it is possible to gather the charge into a thinner layer.

The opposite combination of wind directions will cause the charges to spread out into a thicker layer. The thin layer produces a greater density of charge; high charge density means higher frequency reflected by the Es patch. This is the physical background to a weather event in the troposphere affecting the appearance of Es.

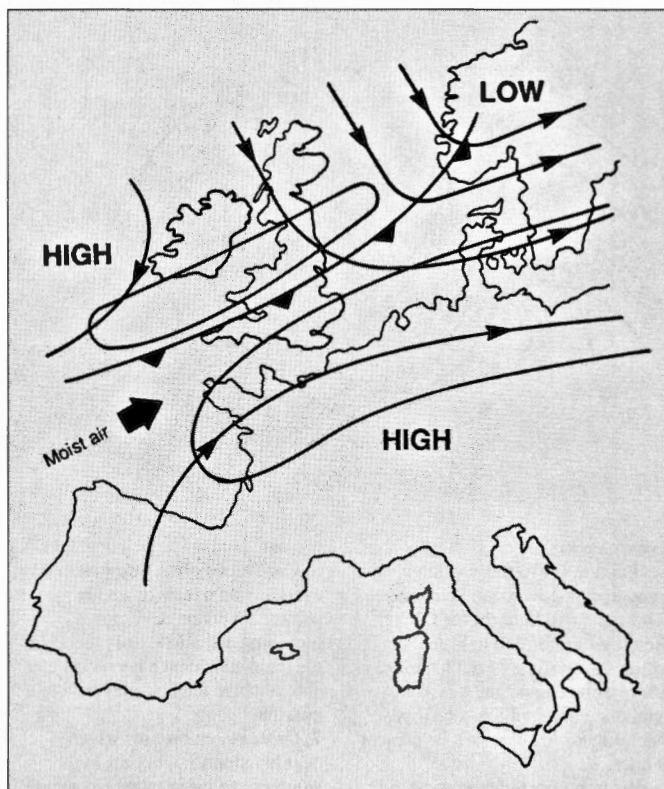


Fig. 8

likely to be found. These times are mid morning and again in the late afternoon.

As in the section on tropo, I'll finish with a list of operating tips;

- 1) Is the K index 3 or less?
- 2) Are there any weather triggers present (jet streams, thunderstorms or upper air ridge patterns)?
- 3) Any meteor activity? (check shower dates).
- 4) Any short skip on 28MHz? - if yes try 50MHz.
- 5) Any short skip on 50MHz? - if yes try 144MHz.
- 6) Use 28MHz beacons to select the direction of possible VHF opening.
- 7) Because of the tidal effects, look for an afternoon opening about 5-6 hours after any morning event.
- 8) Evening openings are possible 20-21UTC, especially when K index high.

Other Factors

Two other factors stem from this wind shear effect. One is that changes in the earth's magnetic field may influence whether Es takes place. It has been found that the K index (a measure of the disturbance of the magnetic field) should be 3 or less.

The other factor is the supply of charged particles for deflection. This is most likely to be contributed by meteors burning up in the upper atmosphere.

A further influence on the appearance of Es is the tidal effect on the atmosphere of the sun's heating. This would normally be expected to happen once per day, but the harmonic (twice per day) seems to be more important.

This leads to certain preferred times in the day when Es are most

Helping Research

I hope this article will encourage you to use weather information to make DXing less of a 'black art' and more of a skill. I'm sure you will gain from learning about a new subject, and from the DX in the log.

As a final note may I request copies of your Es logs. It is only by a full analysis of past events that we can begin to make some sense of the real mechanisms at work. This is still an area where Amateurs can contribute to scientific research.

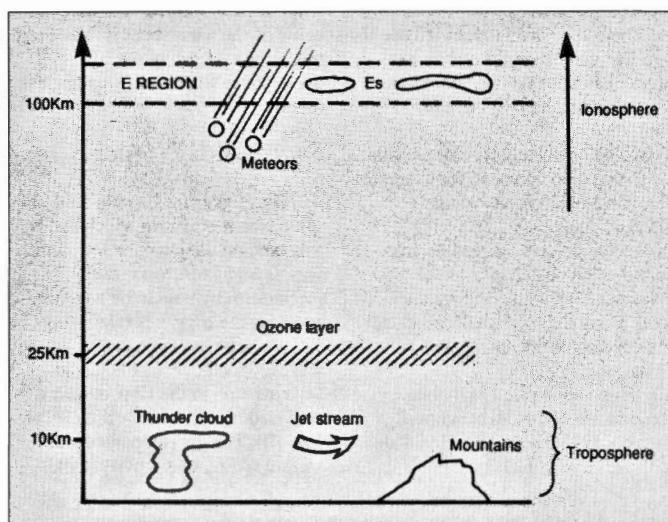


Fig. 9

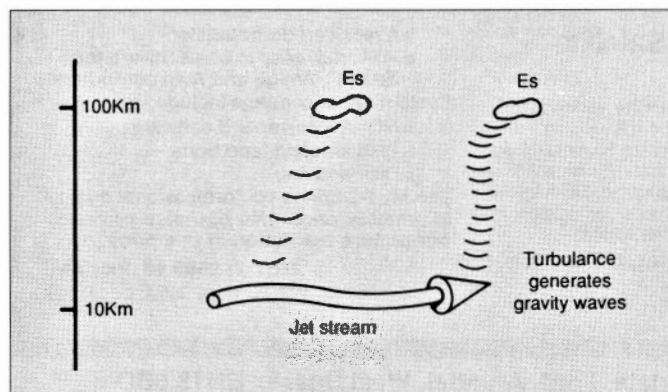


Fig. 10

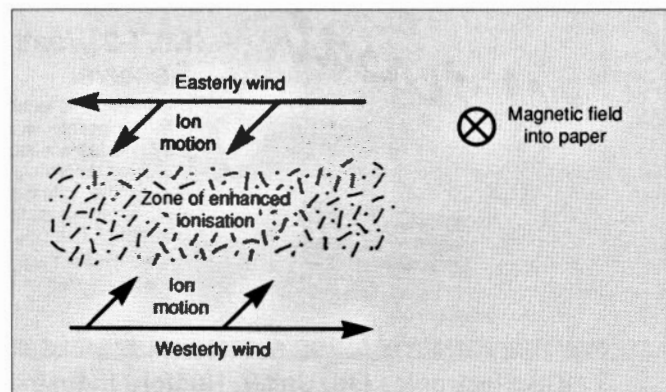


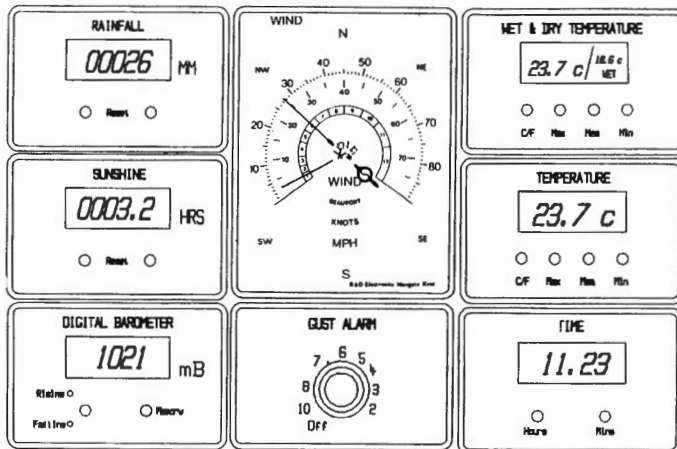



Fig. 11

WEATHER MONITORING - THE MOST COMPREHENSIVE RANGE AVAILABLE

ELEGANT WOODEN CABINETS

SEE US AT LEICESTER

NEW* LOW COST WEATHER CHECK MODULES*NEW
eg WIND MODULE - SPEED DIRECTION GUST ONLY £139



- WIND DIRECTION
- WIND SPEED
- GUST ALARM
- GUST SPEED
- RAINFALL
- OUTSIDE TEMPERATURE
- MIN-MAX TEMPERATURE
- RELATIVE HUMIDITY
- TIME
- WOODEN CABINET

- SUNSHINE HOURS
- BAROMETRIC PRESSURE
- MAINS & 12-24V DC
- SEPARATE MODULES
- YEAR GUARANTEE



MODELS TO SUIT ALL REQUIREMENTS

SEND OR CALL FOR BROCHURE & PRICE LIST

R&D ELECTRONICS. 318A NORTHDOWN ROAD, MARGATE, KENT CT9 3PW TEL: (0843) 221622

HENRY'S ELECTRONICS DISTRIBUTORS

ELECTRONICS DISTRIBUTORS FOR TRADE, INDUSTRY, EXPORT, EDUCATION AND HOBBYISTS

BIG DISCOUNTS FOR EDUCATION AND QUANTITY

- Tools/Service Aids
- Test Instruments (UK's largest in-stock Range)
- Communications
- Public Address/Disco Equipment
- Security/CCTV/Doorphones/Alarm Systems
- TV, Video Distribution
- Speakers for Hi-Fi, In car, PA and Disco
- Components, Audio, TV, Video, Telephone and Computer Accessories


SPECIAL OFFERS

Dmm was (£18.95) **£13.95**
(30 models stocked)
1 kw outdoor PIR Lights controller was (£32.95) **£19.95**
VHF/UHF TV/FM Amplifier was (£11.95) **£9.95**
Analogue MM 27 Ranges CAP/Hfe/Temp/10A AC/DC etc. was (£39.95) **£29.95**
ALL PRICES INCLUDE VAT

FREE CAR PARKING

Two Car Parks (Bell and Church Streets). Present your ticket when purchasing and get one hour as discount.

OPEN 6 DAYS A WEEK FOR CALLERS AND TELEPHONED ORDERS



CATALOGUES IN COLOUR

- Instruments
 - Security
 - Supplements
 - Components
- Ask Henry's first
£1 for callers: large SAE £2 stamp UK by post. (Export £5.00) Free to Education with Trade Prices

HENRY'S AUDIO ELECTRONICS

404 Edgware Road, London W2 1ED
Instruments/Audio 071-724 3564
Security/Communications/CCTV 071-724 0323
Components 071-723 1008 Fax: 071-724 0322
Trade/Education/Export 071-258 1831
Account facilities available.

MARCO TRADING

ELECTRONIC COMPONENTS & EQUIPMENT

MAIL ORDER • WHOLESALE RETAIL




LATEST 1991 CATALOGUE AVAILABLE NOW

- ★ Free pre-paid envelope
- ★ Many new lines
- ★ Pages of special offers
- ★ Free gifts

SEND: £1.50 to:
Marco Trading
Dept PW10
The Maltings
High Street
WEM Shrewsbury
SY4 5EN
Tel: 0939 32763

MARCO TRADING 1991 £1.50

ELECTRONIC COMPONENTS & EQUIPMENT CATALOGUE



8-PAGE WEATHER SPECIAL

WEATHER EQUIPMENT SHOWCASE REVIEW

Amateur radio and Meteorology really do go hand-in-hand and many radio amateurs already 'dabble'. Although in common with many other enthusiasts I already have a barometer, until recently I had no real idea of the amazing variety of equipment available to help the amateur observer.

To be fair to the high quality of the equipment on offer in *PW* I should use the term 'part time observer' rather than 'amateur' for much of the apparatus mentioned is used professionally by Meteorologists.

Basic Equipment

We've all got to start somewhere! Barometers in cases aren't cheap but the new *Hobbies 1991 Handbook* (available from all the High street newsagents at £1) has several bargain-priced aneroid barometer movements for less than £15.

A recording thermometer is also a useful basic tool. I can personally recommend the range of outdoor re-settable recording maximum and minimum instruments made by **Brannan Thermometers**, based at Cleator Moor in Cumbria. There's a

The weather plays an important role in propagation. To help you choose equipment for weather observations, Rob Mannion G3XFD takes a look at what's on offer

good choice for less than £12 and your local hardware or gardening centre should have them in stock.

It's Windy!

Although the 'Windy' handheld anemometer is designed for 'instant wherever you are' wind-speed readings, it could prove to be very useful for the radio amateur and weather observer alike. The immediate example that springs into mind is when to lower that telescopic mast!

In use the 'Windy' displays the wind speed for up to 10 seconds before clearing the display and switching off. Priced at £85 the instrument is available from: **Incastec Associates Ltd, 75/77 Christchurch Road, Ringwood, Hampshire, BH24 1DH, Tel: (0425) 476211.**

Kit Stations

If you want to build yourself a monitoring station you can save time and 'chasing all those bits' and let the kit 'take the strain'. **Maplin Electronics** offer a choice of projects ranging from basic measuring modules and necessary hardware, right up to satellite receiving systems. Full details in their new 1991 catalogue, available at all the major High street newsagents from mid-September.

The well-known kit manufacturer and kit supplier **Cirkit** cater for the weather observer and offer a v.h.f. weather satellite receiver kit, an interface unit and a ROM based software package for the BBC B or Master computers.

Together with their retail shop in Portsmouth, Cirkit operate their mail order service from Park Lane, Broxbourne, Hertfordshire, EN10 7NQ Tel: (0992) 444111.

Complete Weather Stations

Top of the list in the 'If I could afford it' category for G3XFD is a complete weather station set-up. The choice is very wide indeed!


When it comes to choosing a complete station it's definitely a case of 'You pay your money and make your choice' as the range is so wide in price, facilities, features and the choice of 'stand alone' equipment or units designed specifically for use with a computer.

If you prefer the traditional analogue display approach, topped off by an attractive wooden cabinet, **R&D Electronics** of Northdown Road, Cliftonville, Margate, Kent, CT9 3PW, Tel: (0843) 221622, produce the **Weather Station** at £349 and **Weather Station Plus** at £399. Both units have large easy-read dials for read-out of all the facilities. Contact R&D direct for further information and details on new products.

If space is at a premium, you may think that your choice is limited - but you'd be wrong because this is a popular end of the market.

The **Digital TW-3 Weather Station** in conjunction with its remote recording head, provides literally everything the amateur

The outlook's good for the budding observer with excellent equipment on offer.



8-PAGE WEATHER SPECIAL

observer needs for £169.95 inc. VAT plus £5 postage.

The hand-sized liquid crystal display unit shows wind speed, direction, chill factor, gust record, minimum and maximum external temperature recording in digital figure form. The unit will also measure rainfall with an optional rain collector and is available, along with other models, from **SKILLTOTAL Ltd**, Atmyres Farm, The Street, Nutbourne, Pulborough, West Sussex, RH20 2HE.

Computer-Based Weather Systems

It seems to me that if you already own a computer and wish to use it in your weather studies - the world is certainly your oyster! The choice, range of facilities and variations in prices are only limited by your pocket and ability to 'take it all in' so to speak!

The various manufactures seem to make add-ons, programs and the necessary modifications and peripherals for nearly all the popular computers with special emphasis - so it seems - on the extensive range of IBM compatible personal computers.

On offer from **ICS Electronics** are several computer-based

software and interfacing systems to turn your PC into a sophisticated weather monitor. An ideal way to get the most from your PC! The **PCWPRO** system which provides in-depth analysis and a very comprehensive screen display costs £299.95 inc. VAT plus postage.

Satellite Receiving Equipment

There's no doubt about it - the fastest growing area in the field of weather monitoring activities for the radio enthusiast must certainly be satellite FAX reception. Many companies - large and small - are active in this field and there's a very wide choice of excellent equipment to suit most pockets and computers.

Prize Winner

The prize winning weather satellite system developed by **Spacotech** for the Archimedes computers is now available for the Atari series. Picture reproduction is very good and although it wasn't the first Atari-based package, Spacotech's system won the 1989/90 BETT Educational Technology Gold Award.

The new software and decoder cost £239.13 and provides powerful new features which are compatible with European, American and

Soviet satellites. Further details on the full system and their other products direct from Spacotech at 21 West Woods, Portland, Dorset, DT5 2EA Tel: (0305) 822753.

Technical Software based at Fron, Upper Llandwrog, Caernarfon, LL54 7RF in North Wales Tel: (0286) 881886 have recent added a Weather Satellite decoding module - the APT-1 - to their interesting range of equipment and software. The APT-1 enables reception of all weather satellites on any FAX system and costs £59.

The PC GOES system is a complete weather satellite program and demodulator for the IBM series of computers. Together with their other products, the package is available for £199 inc. VAT plus £2-75 from **Comar Electronics** at 1A Birmingham Road, Cowes, Isle of Wight, PO31 7BH. Tel: (0983) 200308.

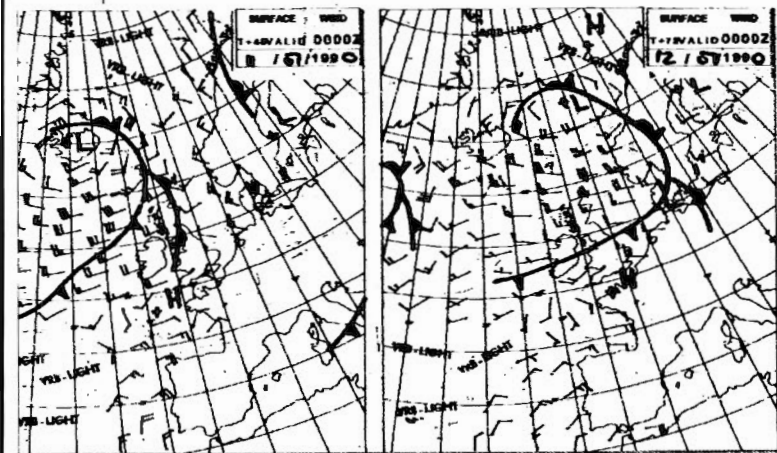

The new APT-1 decoding module from Technical Software enables all weather satellites to be received on any FAX system. Contact Technical Software for further information on this unit and their other products at Fron, Upper Llandwrog, Caernarfon, LL54 7RF, Wales. Tel: (0286) 881886.

Along with their other weather observation products already mentioned, **ICS Electronics** at Unit

V, Rudford Industrial Estate, Ford, Arundel, West Sussex, BN18 0BD Tel: (0903) 731105, have a range of weather FAX receiving systems, add-on and stand alone units available.

Garex Electronics who've long been active in the amateur radio field, ventured into space technology some time ago. They've now launched themselves down to the delightful county of Devon where they can be contacted regarding their Atari weather satellite receiving system. The company also offer a range of satellite receiving 'separates' and you'll find them at Station Yard, South Brent, Devon, TQ10 9AL. Tel: (0364) 72770.

This 'showcase review' can only really hint at the wide selection of excellent equipment and software available. If it only demonstrates to you that a whole new world of exploration with electronics awaits you - it has done the job I intended.



ADVERTISEMENT

Wefax



FAX-1 HF Weather Facsimile Demodulator

The FAX-1 plugs into the loudspeaker output of any HF SSB receiver and provides superbly detailed images on any dot matrix printer. It also prints radio teletype and Navtex messages.

- Manual or fully automatic operation
- Built in timer
- Excellent tuning indicator

- Mounting bracket, printer cable included
- 12 volts DC operation
- 12 volt DC printers available

Stations throughout the world transmit current and forecast weather maps. These are indispensable to the long distance offshore sailor and weather enthusiast alike.

We also sell systems for direct reception of weather satellite images.

FAX-1: £285.00 inc. VAT (£5.00 post and packing)

ICS Electronics Ltd. Unit V, Rudford Industrial Estate, Ford, Arundel, West Sussex BN18 0BD

Telephone: 0903 731101 Facsimile: 0903 731105

INSTRUMENTS FOR WEATHER OBSERVATION

We must accept the fact that v.h.f. and u.h.f. signals have a relatively short range under normal atmospheric conditions. This has already been taken into consideration by the international frequency planners when they allow broadcast transmitters, with a reasonable distance between them, to operate on the same frequency (co-channel working).

Frequency sharing is essential if thousands of transmitters are to provide broadcasting on a limited part of the radio-frequency spectrum. The techniques work well, until some form of atmospheric disturbance increases the range of the co-channel signals making reception chaotic!

The March of Time

Prior to the advent of the Independent Television Authority (now IBA) in the mid-1950s, the only service available in the UK was that provided by the BBC whose 405-line programmes were transmitted on five channels in Band I (41-69MHz).

Unfortunately, during the mid-summer months, the Band I pictures were often affected by outbreaks of Sporadic-E. The ITA were allocated 13 channels in Band III (175-213MHz) and although outside of the influence of Sporadic-E, their transmissions were sometimes upset by natural changes within the troposphere.

Sporadic-E can occur at any time during the year and usually coincides with a spell of fine weather and high atmospheric pressure. However, TV broadcasting in the UK is now only on u.h.f. Bands IV and V away from the effects of Sporadic-E.

Co-Channel Interference

There is no doubt that u.h.f. television is a great success with its sharper 625-line pictures and less susceptibility to man-made interference. But despite this there is still the snag of the occasional co-channel interference due to tropospheric disturbances.

Natural disturbances to radio propagation have interested me since my early days in TV and radio servicing. I soon found that a fascinating DX 'hunting ground' for amateur radio operators occurred at the same time.

The radio amateurs would be busily using 144 and 432MHz while TV DXers would be looking for continental transmissions in Bands III, IV and V.

Scientific literature told me that

To obtain the best results in amateur radio meteorology, you need the right equipment. Ron Ham tells us about the basic 'tools for the job' and how to use them.




Fig. 1




Fig. 2

a close relationship exists between tropospheric openings and the earth's weather. So I began to look for a set of rules by noting the atmospheric pressure and general weather conditions accompanying the abnormal reception.

If you have a household barometer you can join in by taking the pressure readings two or three times per day, and hand-plotting the result on graph-paper.

Tools For The Job

For about eight years prior to 1962, I kept a watchful eye on a standard aneroid barometer, calibrated between 28.0 and 31.0in with an outer dial scribed with the

words 'Stormy', 'Rain', 'Change', 'Fair' and 'Very Dry' respectively.

Experience proved that it would be better for my work if I could record the atmospheric pressure continually. So, in January 1962, I installed a Short & Mason barograph.

The Barograph Explained

Briefly speaking, a barograph is a recording barometer. It's basically a large meter movement with a mechanical structure strong enough to carry a pen across a paper chart, instead of just moving a short pointer over a scale.

For example, where the standard household barometer has

one aneroid device and a simple mechanical linkage to operate its indicator, a barograph has a 'pile' of aneroid chambers. This mechanism enables the indicating arm to overcome the friction of its pen nib rubbing against the paper chart on the clockwork-powered recording drum, as in Fig. 1.

Long Term Recording

During its 28 years of operation this instrument has shown me, in a practical way, the type of weather to expect as the pressure changes and, what's more, when to expect good DX conditions on the v.h.f. and u.h.f. bands.

High Pressure

There would have been real cause for alarm had the atmospheric pressure ever exceeded the scale limits! However, my barograph did almost reach 31.0in at midday on March 3, 1990, Fig. 2 and recorded lows of 28.9in as the hurricane passed over southern-England on 17 October 1987.

The lowest pressure reading I recorded, 28.3in, occurred at 2200 on 25 February 1989, Fig. 3. (lower trace). The latter accompanied a period of very heavy rain and squalls when my rain gauge collected 1.53in of water in three days.

Watch That Barometer!

By comparing the barometer readings with v.h.f. conditions during the past 30 years, I have learnt to expect some form of tropospheric opening when a period of high atmospheric pressure, above about 30.2in, begins to fall.

There have been times when Band II (87.5-106MHz) has opened up shortly before the fall begins thus offering a warning that the weather is about to change and a more extensive opening is imminent.

Let's take for example several warm and clear sunny days accompanied by steady high pressure. Watch out for 'wispy clouds' leading a weather front, the pressure starting to fall, extra stations popping-up in Band II and co-channel interference appearing on television pictures in the u.h.f. Bands.

I witnessed a typical example of this on 12 and 13 July 1990, following a pressure climb from 29.7in on the 5th to 30.5in on the 11th when a really hot sunny spell began. However, at noon on the 12th the barograph began a slow

PC GOES

The PC GOES is a complete Weather Satellite program and demodulator system for the IBM PC™ family of computers.

- * Processing of METEOSAT, GOES, NOAA and METEOR images.
- * Supports Hercules, CGA, EGA, VGA with up to 256 colours or grey levels.
- * Orbital Prediction and Realtime Plotting of tracks for up to 10 satellites.
- * Automatic Image Capture Scheduler for date, time and frames.
- * Storage and Retrieval of images from disk.
- * Image Zoom, Pan, Reversal and False Colourisation.
- * Slide Show Animation and Export to PCX files.
- * Greyscale Printer output to all popular printers.

PRICE ONLY £199.00 inc. VAT. P&P £2.75

PC HF FAX

The PC HF Facsimile is a complete FAX reception system for the IBM PC™ family of computers.

- * Display in grey scale or colour.
- * Printer output in half tone.
- * Supports Hercules, CGA, EGA, VGA.
- * IOC rates 60, 90, 120, 180, 240 LPM
- * Storage/Retrieval from disk
- * Automatic Image Capture.
- * Image Zoom, Pan, Reversal, Export.
- * Slide Show Animation.
- * Menu Driven Software.

PRICE ONLY £99.00 inc. VAT. P&P £2.75

PC SWL

The PC SWL is a complete package allowing reception of MORSE CODE, RTTY, and FEC.

- * RTTY Baudot 45,50,57,75 and 100 Baud.
- * RTTY ASCII 75,110,150 and 300 Baud
- * CIR 476 Codes FEC, SELCAL and NAVTEX.
- * MORSE CODE 1 to 40 WPM.
- * Automatic Calibration and Code Recognition.
- * Unattended Capture and Printing.

PRICE ONLY £99.00 inc. VAT. P&P £2.75

To introduce our latest shortwave communication product we are offering a special package price.

Order PC HF FAX and PC SWL together for

ONLY £178.00 INC VAT, P & P £2.75

All units come complete with demodulator cable and comprehensive manual. They are simple to connect using no external power or expansion slots.

CALL TODAY FOR FULL DETAILS.

COMAR ELECTRONICS

1A Birmingham Road,
Cowes, Isle of Wight PO31 7BH
Tel: 0983 200308



Sitek

"Tamarisk" Tetbury Lane, Leighton, Glos. GL8 8UP Tel: (0666) 890307

SPECIAL OFFERS: SONY model KTX-9000UB Trinitron 9" high resolution colour Viewdata terminal (Prestel, Micronet, etc.) complete system with keyboard and model UP-101UB or UP-102UB video graphics printer. BT approved. 14-page memory, telephone number and multi ID storage, auto and manual dialing, internal modem and V24/RS232 1200/75 or 1200/1200 interface for external modem/packet, tape recorder interface and operating instructions. Second user systems all checked and in good working order and condition ONLY £198 + £10 P&P. GOULD OS1100-S1 Dual Beam Oscilloscope £190 + £10 P&P. RACAL RA17 from £200 RA17L from £240 0-30MHz. COMMUNICATIONS RECEIVERS £140 + £12 P&P NEWBURY LABS Model 8300R 80/132 Column Dot Matrix Printer with serial interface ideal for listing, RTTY/Packet printout etc. ONLY £40 each inc. P&P (few only) PERICOM RS232 mono video terminals ideal for Packet/Modem ONLY £40 each inc. P&P TRIO KW4000A 144/432 MHz FM Mobile Transceiver 25 Watts £375 + £5 P&P KENWOOD TS520 7 Band HF Transceiver 100 Watts O/P £375 + £10 P&P EPSOM HX20 portable computer with tape drive, printer and 32Kb memory £195 + £6 P&P.

ALL MAJOR CREDIT CARDS ACCEPTED.

**WE HAVE
MOVED!**

GAREX ELECTRONICS

With effect from early August, we moved to new and larger premises at South Brent, Devon conveniently located just off the main A38 road between Exeter and Plymouth.

All visitors, both locals and holidaymakers, will receive a warm welcome at the retail counter (open 10am - 5pm, Monday to Friday.)

Details of the full product range can be found in earlier editions of this magazine.

GAREX ELECTRONICS

Station Yard, South Brent, Devon, TQ10 9AL

Tel: (0364) 72770 Fax: (0364) 72007



EVERY ISSUE OF SHORT WAVE MAGAZINE

IS FOR THE
WEATHER
SATELLITE
ENTHUSIAST


SEPTEMBER
ISSUE ON SALE
NOW.



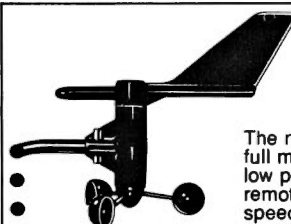
1991 HANDBOOK!
SEND £1 STAMPS (POST
PAID) - No Cheques please

FOR LEISURE, PLEASURE AND PROFIT!
Make Wheeled Toys, Dolls Houses, Forts, Garages, Clocks, Musical Novelties etc. A host of spare-time ideas on model making and fretwork. Plus catalogue of Hobbies Plans and sets of fittings for above with details of fretwork outfits, machines and Hobbies tools. Free plans incl.

BUILD YOUR OWN BAROMETER
WITH OUR
RANGE OF
PLANS,
MOVEMENTS
AND
FITTINGS.
Prices from
£7.00.



HOBBIES (DEREHAM) LIMITED
DEREHAM, NORFOLK NR19 2AZ



PROFESSIONAL QUALITY WEATHER STATION NOW AFFORDABLE ENOUGH FOR HOME USE!

The new WeatherPro weather station gives full monitoring capability at an incredibly low price. It includes a weather computer, remote precision wind direction vane, speed sensor, external temperature probe, mounting hardware and 12 metres of cable.

Features: • Wind Speed • Wind Gust • Wind Direction • Wind Chill • Time • Temperature • Temperature Hi/Lo • Auto Scan • Rainfall (Optional)* • 1 Year Warranty

DIGITAL WEATHERPRO WEATHER STATION: ONLY £169.95 inc VAT

*Automatic-emptying electronic rain gauge £46.95 inc VAT

Add £5.00 for shipping (UK), £18.00 (Europe)

Fax (0243) 65575 ACCESS and VISA

SKILLTOTAL LTD., ATMYRES FARM, NUTBOURNE,

NR. PULBOROUGH, W. SUSSEX RH20 2HE.

TEL: (0798) 812603






REPAIRS AND SERVICING OF AMATEUR PMR. RADIO COMMUNICATION EQUIPMENT

- ★ Experienced Technical Staff.
- ★ All Major Manufacturers. e.g. Yaesu. Kenwood. Icom. etc.
- ★ Suppliers of PMR and Amateur Radio Equipment (to your requirements).
- ★ Guaranteed 7 day turnround. (Subject to availability of Spares).
- ★ Trade Service Enquiries Welcome.
- ★ Very Competitive rates for both Private and Trade.
- ★ Carriage arranged.

Castle Electronics

Unit 2. Building 21.
Pensnett Trading Est.
Kingswinford.
West Midlands. DY6 7PP.
Telephone: (0384) 298616.
270224.



R. N. Electronics

Professionally Designed Equipment for Amateurs

Our reputation for high quality equipment has spread and we are now regularly sending 6 metre transverters around the world. In every case our equipment is individually tested and aligned to meet these high specifications.

All our transverters meet the same high specification
SECOND HARMONIC: < -70dB INTERMOD: < -32dB
SPURII: < -60dB NOISE FIGURE: <2.5dB

TRANSVERTERS

Our 2m IF transverters require a drive level of 0.5 - 3.0 watts, or up to 12 watts with our 7dB switched attenuator. The 10m IF models can be supplied for drives between 0.25mW and 20W with a separate receive output if required.

- 144/50MHz 25W p.e.p.£199 + £4 p&p
- 28/50MHz 25W p.e.p.£209 + £4 p&p
- 145/70MHz 10W p.e.p.£199 + £4 p&p
- 7dB switched Attenuator..... £25 + £2 p&p

PRE AMPLIFIERS

Low noise (<1dB) GaAs FET Pre-amplifiers for 6m, 4m and 2 metres. RF or DC Through Switching (Max 100W p.e.p.).

- Indoor boxed unit £38 + £2 p&p
- Masthead (line powered) with indoor DC feed unit £78 + £4 p&p
- LOW NOISE GaAs FET MASTHEAD PRE AMPS for 50MHz, 70MHz, 144MHz, 432MHz and 934MHz.
- 200W POWER HANDLING £109 + £4 p&p.

RECEIVE CONVERTERS

10M receive, 2M IF. With thru switching on transmit use with 6m transverter and work 10m/6m Crossband £45 + £2 p&p

POWER AMPLIFIERS

50MHz 25W p.e.p. 2.5W Drive ideal for FT690 £75 + £4 p&p

MET ANTENNAS

50MHz 3 el. £42.95, 5 el. £64.40, 70MHz 3 el. £37.30 p&p £4.50

SEMI CONDUCTORS

- BGY41B 450MHz 150mW I/P. 15W Module £20 + £1 p&p



37 Long Ridings Ave, Hutton, Brentwood,
Essex CM13 1EE.
Tel: 0277 352219 Fax: 0277 352968



TX-3 RTTY CW ASCII TRANSCEIVE

High performance, low cost. Unbeatable features. **BBC, CBM64** tape £20, disc £22. **SPECTRUM** tape £35, +3 disc £37 inc adapter board. **VIC20** RTTY CW program tape £20. All need our TIFI interface or a terminal unit.

GX-2 FAX SSTV TRANSCEIVE

All modes of FAX and colour/mono SSTV. Review in March 90 Amateur Radio. **BBC** only. Complete system only £99 or £119 with FAX direct printing option.

RX-8 MULTIMODE RECEIVE SYSTEM

FAX to screen and printer, colour **SSTV**, HF and VHF **PACKET**, **RTTY**, **AMTOR**, **CW**, **ASCII**, **UoSAT**. Every feature. Full disc, printer support. Reviews Oct 89 Ham Radio Today & March 90 Amateur Radio. **BBC** only. Complete system only £259. **DISCOUNT** for RX-4 users.

RX-4 RTTY CW SSTV AMTOR RECEIVE

Still a best-seller. **BBC, CBM64** tape £25, disc £27. **VIC20** tape £25. **SPECTRUM** tape £40, +3 disc £42 inc adapter board. All need our TIFI interface, **SPECTRUM** software-only version £25.

TIFI INTERFACE for best HF & VHF performance with our software. Kit £25, ready-made & boxed £40. Only with TX-3 or RX-4 software.

APT-1 WEATHER SATELLITE RECEIVE MODULE

Converts satellite signal for display on any FAX system. £59. For use with RX-8, all connections included and price only £39 if ordered at same time as RX-8.

Also **MORSE TUTOR** £6, **LOGBOOK** £8, **RAE MATHS** £9 for **BBC, CBM64, VIC20, SPECTRUM. BBC LOCATOR** with UK, Europe, World maps £10. All available on disc £2 extra.

Full information available on everything. Please ask.
Prices include VAT and p&p by return.

technical software (P.W.)

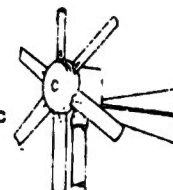
Fron, Upper Llandwrog, Caernarfon LL54 7RF
Tel: 0286 881886



RUTLAND WINDCHARGERS

- ★ Free power from the wind
- ★ Independent battery charging systems
- ★ Charging commences at 4mph (2m/s)
- ★ Charges 4Amps at 22mph (10m/s)
- ★ Ideal for remote telecoms, automatic feeders and lighting barns, sheds etc

For free brochure contact:



**Marlec Eng Co Ltd, Unit K, Cavendish Cttyd
Sallow Road, Corby Northants NN17 1DZ
Tel: 0536 201588 Fax: 0536 400211**

THE KITS WITH ALL THE BITS!

Guaranteed complete to the last nut!

COMPACT 80m CW QRP Tx/Rx

DTR3 Kit - £81.00 Ready Built - £130.00

- ★ Stable VFO ★ Sidelone ★ Audio Filter
- ★ Requires 12/14 VDC ★ Very detailed instructions ★ Black steel case
- ★ Printed panel

ANTENNA TUNING UNITS

TU1 Kit - £39.25 Ready Built - £54.50

TU2 Kit - £48.50 Ready Built - £68.50

- ★ Large dia. coil ★ High grade capacitor ★ Built in balun ★ Circuits to match your antenna ★ Up to 30 Watts of CW ★ TU2 has sensitive QRP/SWR meter

Send SAE for brochure or call Alan G4DVW on 0602 382509

LAKE ELECTRONICS

7 Middleton Close, Nuthall, Nottingham NG16 1BX

(callers by appointment only)



decline to reach 30.2in at midday on the 14th.

It's not often that I leave home without a portable television receiver in the car and during the afternoon of the 12th, while parked at Chiddingstone in Kent, I saw the first signs of a tropo-opening when French pictures were beginning to show themselves in Band III.

Later that evening, from home, I noted co-channel interference on TV pictures in the u.h.f. band. Early next morning a path to the north-east was wide open and it was very interesting for three hours, until it all faded away around 1030 a.m.

During that time I counted 25 predominantly German broadcast stations in Band II and received a strong steady test card, in colour, from Holland on Ch. E4 (62.25MHz). I also received programmes from four German television stations in Band III.

I checked the same frequencies several times during the day on my journey to and from Polsden Lacey in Surrey. It pays to carry a portable TV for monitoring purposes!

Unfortunately there were no further signs of the disturbance. The peak had obviously occurred early on the 13th in the middle of this pressure fall.

Notable Events

I ran a special project between May 1 and 30 September 1969 to see how the signal strength of the 144MHz beacon in Wales (GB3GW) received at my home in Sussex, was influenced by the changes in atmospheric pressure.

During this five month observation period there was positive evidence that when the high pressure began to fall, the signal from this tiny transmitter increased.

The final result of the experiment occupies six sheets of A4 graph paper, from which I have selected a couple of examples covering the periods June 1 to 15, Fig. 4 and June 25 to July 9, Fig. 5.

The dotted line on each graph represents the atmospheric pressure and the hard trace indicates the variations in strength of the received beacon signal. The 'Y' axis combines the signal strength (0 to 8) and the atmospheric pressure (30.0 to 30.5in).

An experiment such as this must have a consistent signal to be of any value and the beacons are very useful. This is one of the many areas where the RSGB's v.h.f. and u.h.f. beacon service has made a valuable contribution to tropospheric propagation research.

Remarkable Opening

One of the most remarkable tropospheric openings that I have

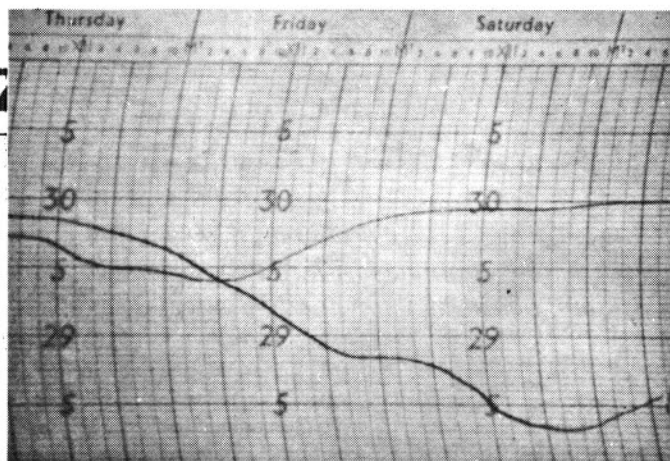


Fig. 3

ever witnessed occurred between 18 and 21 January 1974. It's difficult to say when such an event began but, like some others, the event followed a sudden pressure drop.

The barometric pressure fell to 29.6in on the 16th, as severe weather passed over, followed by a sharp rise to 30.4in by 1400 on the 17th. The pressure peaked at 30.5in around noon on the 19th and then slowly declined.

This fall speeded up during the afternoon of the 20th. The first signs of a v.h.f. disturbance came when I heard a few French broadcast stations between 97 and 100MHz during the afternoon and evening of the 18th.

It soon became obvious on the 19th that the disturbance was spreading as more Continental stations were appearing between 93 and 100MHz. The range of European v.h.f. radio signals increased dramatically on the 20th, reaching a peak at midday and lasting until the early hours of the 21st.

Throughout the 20th, I received strong pictures from the Midlands IBA transmitter on Ch. 8, (the IBA were still transmitting ITV on Band III at that time) with only a dipole feeding my television receiver.

During the event a dozen continental broadcast stations were 'dug-in' between 90 and 100MHz, and their strength frequently equalled that of the established BBC stations transmitting in the UK.

By 2300 the signal path to Germany was really open and for a few hours the signals from Nord Deutscher Rundfunk dominated the band. At that time there were approximately 50 transmitters listed for NDR and at 0220 on the 21st, after the BBC stations had closed down, I counted 20 of these between 88 and 100MHz, [then the extent of Band II].

'Quickies'

Over the years I have seen short periods of 'extra' high pressure rise and fall produce an opening from a steady high pressure trace. One of these occurred in March 1977, Fig. 6, when the pressure jumped up from a steady 30.0in at Midnight on the 23rd to Midnight on the 27th.

An approximate 24 hour v.h.f. opening took place between mid-morning on the 25th and noon on the 26th. This is a case of being in the right place at the right time because these short-lived openings

are usually very directional and can produce some unexpected DX.

A Typical Event

Another interesting event began between midday on January 10 1978 and noon on the 12th when the atmospheric pressure plunged from 30.1in to 29.3in and back to 30.1in.

During this period gale force winds, rain and snow prevailed. The sharp rise continued and by noon on the 13th the barograph was showing almost 30.5in and remained so until about 1400 on the 14th when it commenced a rapid decline to 29.7in on the 16th.

The graph in Fig. 7, begins at 1200 on the 11th when the pressure began its sharp rise and continues to show the readings at noon on the day and again at Midnight, through to the 15th. An extensive tropospheric opening began around 0800 on the 13th, reached its peak over night on the 14th and 15th and died away later on the 15th.

Setting Up

If you start your own observations, don't forget that a new instrument has to be adjusted for its height above sea level. Barometers usually have an adjustment screw at the rear. A barograph - certainly my favourite instrument - if it's like mine in Fig. 1, has an adjuster, looking like a large terminal, on a plate directly above the aneroid 'pile' and the pen-arm linkage mechanism.

The manufacturer's instructions should clearly indicate these points and once you've set it - you're ready to explore and experiment!

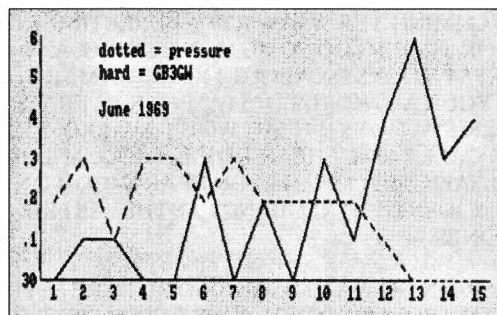


Fig. 4

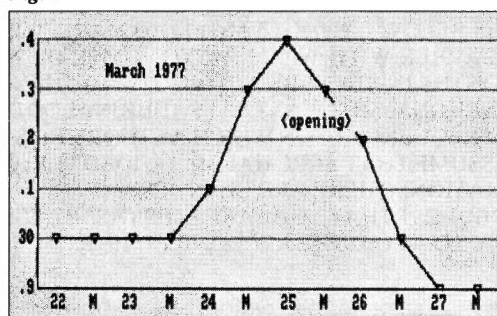


Fig. 6

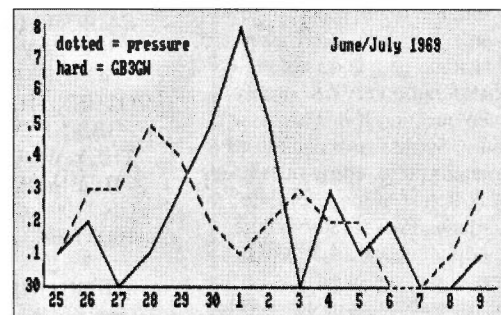


Fig. 5

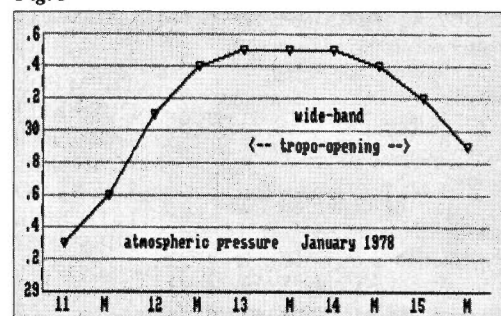


Fig. 7

PACKET P

Roger Cooke's G3LDI column takes on a higher profile as he continues with some extracts from his Bulletin board and how it might affect all packet stations.

As you see, this column now has a new title coincident with the confirmation that it will now be a regular monthly feature. The feedback received has been very encouraging so I shall continue writing the column, hopefully, with your support. So, if you have any news that you wish published, please let me have it, or if you have any interesting photographs, they will be welcome also. I shall try to maintain the 'global' approach to the subject, covering both h.f. and v.h.f. world-wide.

The following is a copy of a letter that was transmitted to the ARRL on the subject of packet intrusion into the RTTY segment. From it you may deduce that the Americans have the same problems that we are beginning to see.

This letter sums up the general opinion of the situation as it exists and shows the confusion that reigns.

The following extract was taken from a personal message to me from Kris TF3KB, who was present at Torremolinos:

The Region 1 Conference in Torremolinos was a memorable event, too big to report in few words. Let me suffice to say, that some people do not view packet radio very favourably, even question if it is amateur radio. Some fear it dangerous to amateur radio, citing occurrences of bulletins of inappropriate contents. Packet radio on the bandplan above 14.100MHz was one of the questions. After considerable discussion 9 voted for, 18 against (including RSGB) and 7 abstained. The matter was referred to the h.f. working group for further consideration. So we continue to have a bandplan recommendation which nobody follows.

"After the conference I was privileged to make a presentation to the IARU Administrative Council. I made the point that with the projected increase in the number of amateur operators world wide

and the decrease in solar activity, the 14 MHz band would become very crowded indeed. This would include packeteers now on 21 and 28 MHz returning to 14MHz. I suggested this should be met on the coming 1992 WARC by amateurs trying to expand the 14MHz band upwards to ease the pressures all over the band with a bandplan on 14MHz similar to the one on 21MHz today. Further I noted that transmissions of inappropriate contents were not a problem confined to packet radio, citing the recent lunacy around the Bouvet operation. I said I believed that those engaged in

international forwarding were doing a good job of screening out inappropriate bulletins.

Greetings from Iceland,
73 de Kristjan TF3KB

The reference to "inappropriate contents" was made at the conference and seemed to infer that most of the h.f. packet consisted of 'junk mail'. Kris is correct when he states that BBS Sysops screen out the junk and added that as far as he had noticed there is less junk on HF than on v.h.f.

Tom OD5NG, has sent me his suggestions for a possible bandplan.

THOUGHTS FOR AN
IDEAL BANDPLAN (MARK

FREQ).

14.000 - 14.060 CW

14.060 - 14.070 AMTOR

'Live'

14.070 - 14.080 AMTOR

BBS

14.080 - 14.099 RTTY

14.100 - Beacons

14.101 - 14.115 PBBS

14.115 - 14.125 Packet 'Live'

14.125 - 14.135 Experimental

+ SSTV, FAX

There is more!! BUT, it will have to wait until next month.

Brickbats and Bouquets to
G3LDI @ GB7LDI, QTHR, or
Tel: (0508) 70278, answering
machine available.

Happy packeting de Roger
G3LDI.

NOVEMBER 7, 1989

MR. LUCK HURDER - KY1T
DEPUTY MANAGER - FIELD SERVICES ARRL
225 MAIN ST.
NEWINGTON, CT 06111
SUBJECT: GENTLEMEN'S AGREEMENT ???

DEAR LUCK:

THERE IS CONSIDERABLE DISCUSSION AMONG WORLDWIDE RTTY OPERATORS ON ENCROACHMENT OF PACKET OPERATION INTO THE RECOGNIZED HF RTTY BAND SEGMENTS. I HEAR THE PACKET STATIONS BLATTING AWAY ON 14096 AND 21095 (MARK), AND ASSUMED THEY WERE JUST MISGUIDED OR FRUSTRATED PACKETEERS TRYING TO ESCAPE FROM THE HF PACKET BEDLAM ABOVE. THOSE STATIONS DO A FAIR JOB OF JAMMING THE W1AW RTTY BULLETINS AT TIMES.

I FINALLY TOOK TIME TO DO SOME MONITORING, AND FIND TO MY SURPRISE THAT THOSE PACKET STATIONS ON ABOUT 14096 KHZ (MARK) AND 21095 (MARK) ARE NONE OTHER THAN YOUR AUTHORIZED 'STA' BOYS, OPERATING THEIR LINKED NATIONAL PBBS NETWORK STATIONS. I HEAR WORLI-2, W5XO, VE3IWI AND OTHERS ON WHAT THEY WOULD CALL 14098. I HEAR KD5SL, N4QQ, AND N6VV AND OTHERS ON WHAT THEY WOULD CALL 21097 MHZ. I EVEN HEAR N4QQ-1 ON 21099 AT SAME TIME N4QQ IS ON 21097. (THEY IDENTIFY FREQUENCY AS THE LSB FREQUENCY READOUT WITH 1600/1800 HERTZ TONES.)

THESE GUYS ARE IN NO WAY MISGUIDED BUT ARE SUPPOSEDLY OPERATING UNDER CAREFULLY CONTROLLED CONDITIONS UNDER SPECIAL PERMITS COORDINATED BY ARRL. WHAT IS GOING ON HERE ??? I TAKE GREAT EXCEPTION TO THE PRESENCE OF THESE STA BBS BELOW 21100 KHZ AND 14100 MARK-TONE FREQUENCY.

I HAVE NO QUARREL WITH WORLI, W5XO, KD5SL OR N4QQ. I PARTICIPATED WITH THEM FOR MONTHS IN STA PBBS ACTIVITY, AND THEY ARE ALL FINE GENTLEMEN. OUR EXPERIENCE ON 10 MHZ WAS THAT PAUL RINALDO DICTATED THROUGH VE3GYQ THE SPECIFIC FREQUENCY UPON WHICH AUTHORIZED STA ACTIVITY COULD OCCUR. I CAN ONLY ASSUME THAT ARRL HAS MISGUIDED THE ABOVE OPERATIONS OR THAT THE STA OPERATIONS THERE ARE CLANDESTINE.

I STRONGLY REQUEST THAT YOU TAKE STEPS AS NECESSARY TO RELOCATE ALL STA PBBS ACTIVITY TO AVOID THE RECOGNIZED HF RTTY SUB-BANDS.

THANKS, 73..
CLARK CONSTANT, W9CD

ANORAMA

An addendum and explanation of his thoughts for a bandplan from Tom OD5NG.

I THINK THE ABOVE IS FAIR, AND WHAT SHOULD BE PRESSED FOR AT THE NEXT I.A.R.U. CONFERENCE. SSB OPERATORS WOULD HAVE A BIG OBJECTION BUT WITH THE REMOVAL OF SSB FROM HIGHER UP THE BAND MAY HELP TO GET AGREEMENT. TO ME IT SEEMS LOGICAL THAT ALL DIGITAL MODES SHOULD BE TOGETHER AND 135 KHZ OUT OF 350KHZ IS NOT BEING EXACTLY GREEDY. PACKET IS ALREADY OPERATING AS HIGH AS 14119 (MARK) SO IN REALITY

IT'S ONLY ASKING FOR A SMALL AMOUNT AFTER THE REMOVAL OF SSTV. THE PRESENT AX25 PROTOCOL WILL UNDOUBTABLY CHANGE FOR SOMETHING MORE COMPATIBLE FOR USE ON HF (PARTICULARLY 20M). GROUPS ARE WORKING AT THIS AND HOPEFULLY THEY WILL HAVE GOOD SUCCESS WITH THEIR MISSION.

A picture of Kristjan TF3KB sent to Roger.



**For the latest news of special event stations,
rallies, what's on the bands - ring**

Wireless-Line on 0898 654632

Calls charged at 33p off-peak, 44p peak.

If you have news for inclusion on Wireless-Line ring (0202) 678558 in the evenings and leave a message on the answering machine.

Information provided by the staff of PW Publishing Ltd., Enefco House, The Quay, Poole, Dorset BH15 1PP.

SUBSCRIPTIONS TO PRACTICAL WIRELESS

Please indicate the type of subscription required:

PRACTICAL WIRELESS 1 YEAR

- ☐ £19.00(UK)
☐ £21.00 (Europe)
☐ £22.00(Rest of World)

SHORT WAVE MAGAZINE 1 YEAR

- ☐ £19.00 (UK)
☐ £21.00 (Europe)
☐ £22.00 (Rest of World)

SPECIAL JOINT SUBSCRIPTION 1 YEAR ONLY

- ☐ £32.00 (UK)
☐ £35.00 (Europe)
☐ £37.00 (Rest of World)

To: PW Publishing Ltd., FREEPOST, Subscriptions Dept., Enefco House,
The Quay, Poole, Dorset BH15 1PP

Name.....

Address.....

.....

☐ I enclose cheque/PO (Payable to PW Publishing Ltd) £.....

☐ Charge to my Access/Visa Card the amount of £.....

Card No.

Valid from to

Signature.....

**Credit Card Orders can
be taken on
(0202) 665524.**

Prices current at September 1990

Subscription to commence with issue dated.....

Friedrichshafen 1990 Show Report




The international amateur radio exhibition in the German city of Friedrichshafen, attracts visitors from all over Europe. We sent Rob Mannion G3XFD to sample its delights!

Friedrichshafen is an event I can recommend to anyone - providing that they have boundless energy to sample the many delights for the radio enthusiast. To call the annual event an exhibition is to do the three day show a total injustice. Friedrichshafen is an international gathering of the radio clans. There's no other way of describing it in my opinion.

This year - for the first time - *PW* and *Short Wave Magazine* had a stand at the show. Together with our photographer Rob Mackie and Roger Hall G4TNT, our advertising manager, I travelled via the delightful French motorways (hardly any lorries in sight!) down into Germany.

The drive alone is a delight and it can take you through the heart of the Schwarzwald (Black Forest) if you choose to travel via Strasbourg. Anyone who does opt for the route via Strasbourg and the Black Forest region won't be in any doubt where the Cuckoo clock originated!



G3XFD and G4TNT at work on the *PW* and *SWM* stand.

Family Fair

When we arrived at the show to set the stand up on the Thursday morning I immediately realised that this was no ordinary amateur show. It was abundantly clear that this was a family fair, where everyone brought their caravan, tent or improvised living accommodation with them - complete with children, paddling pools and in some cases-Grandma!

To set the scene I must ask you to try and picture the Leicester show's Granby Halls (with an extra two or three halls of the same size added) with a large area set aside for the caravans and tents. This cosmopolitan, temporary, aluminium, canvas and plastic 'town' was to be their home for five days or so.

Literally every language spoken in Europe could be heard and it was particularly pleasing to see large numbers of East Germans attending for the first time. The East Germans themselves were a friendly bunch and their smoky two-stroke engined Trabant cars attracted many interested onlookers. Interested though I was, I had to refuse the offer of a Trabant in exchange for a five-year subscription to *PW*!

Beautiful Setting

The city of Friedrichshafen lies alongside the breathtakingly beautiful Lake Constance. Bodensee, to give its German name, is an international lake as it's bounded by Germany, Switzerland and Austria. The city is clean and is well used to catering for people attending the Messe, as the exhibition centre is known.

The Messe complex compares favourably in size to the National Exhibition Centre near Birmingham, and new halls are being built as the site gradually expands.

Many of the halls were in use and most of them were air-conditioned. Unfortunately for us the *PW* stand was in Hall 1, one of the oldest which wasn't and as the weather was incredibly hot we were pleased to be near one of the many refreshment stalls.

Unusual Facility

Once we had set the stand up, I was able to explore the show before it opened to get a foretaste of what was to be a wonderful experience.

Wandering around the various halls I soon discovered one very unusual facility which could easily be copied here in the UK. The organisers had provided a dormitory facility for younger visitors. The dormitory was in a large hall divided off by screens. It was a very acceptable form of accommodation which was warm and dry with all the basic facilities all provided for a nominal charge. An excellent idea!

The Show Opens

With one or two exceptions the hall, where *PW* was based, was mainly taken up by the larger dealers and organisations. All the well-known names were there and we were able to meet many old friends from the UK and mainland Europe and make many new ones.

Practical Wireless, October 1990

When the show opened on Friday June 29 the first torrent of visitors told us that we were going to very busy over the next three days. At times we were trying to cope with questions in six different languages. We quickly discovered that very many people - especially our existing continental readers - were delighted to see a British magazine at the show and in return, delighted us by telling us so.

The British presence was very strong for the 1990 event. Several of the well known UK dealers reported that they were doing good business and making many new contacts. One dealer did so well that he apparently sold out before the end of the show.

Flea Market

To many visitors, including myself, one of the biggest attractions at a show must be the 'Flea Market'. The Friedrichshafen Flea Market was certainly an attraction. By British standards it was big, and had an exciting international atmosphere which wrapped itself around the newcomer.

Valves by the thousand from Czechoslovakia, hand-made radio receivers (in wooden cabinets) from Hungary, vintage equipment from Vienna, tables of antique telephones from Norway, Sweden, Finland and Russia were there in profusion. Truck loads of surplus computers and electronics from Italy, and some unusually modern military surplus equipment (from equally unusual sources) made me wish I had all day to stay.

The Flea Market was in a large hall approached by a covered bridge-like hall (also packed with interesting stands) which passed over the main road from the main exhibition complex. Every visitor to this part of the show had a panoramic view of the market as spread out before them in the hall below.

The remarkable scene was topped off for me by the remarkable sight of a miniature Zeppelin airship, apparently hovering above the mingling crowds below the balcony. The huge scale model hangs there as a reminder of the graceful days of the beautiful airships that were once made in Friedrichshafen. The city has a museum dedicated to these wonderful dinosaurs of the sky, and I fully intend to visit there next year.

National Societies

The exhibition coincided with the 40th anniversary of the German Amateur Radio Society and it was a great pleasure to pass on the congratulations from the *PW* team. As it turned out their celebrations had double value with the news of the re-unification of East and West Germany. I've no doubt that they'll cope with a virtual doubling of membership overnight!

We had many surprises during the event, not the least being the time when an official delegation arrived from the Yugoslavian Amateur Radio Society. The Yugoslavs arrived en masse - and of course they all seemed to speak good English - and promptly made the entire *PW* team honorary members of their society by presenting us with their attractive little lapel badges.

While all this was happening Roger Hall G4TNT, stole a march on the rest of us by being Practical Wireless, October 1990




Another busy British stand.

made an honorary member of the East German Amateur Radio Society - complete with a (in the future no doubt) very collectable lapel badge. But crafty Roger knew that he'd never have to pay subs as the society was about to cease as a separate organisation with the imminent re-unification of the two Germanys.

There were many other national societies and I was very pleased to meet many old friends. Frank Hall GM8BZX, President of the RSGB, David Evans G3OUF and Angelica Voss G0CCI were representing the UK Society in no uncertain fashion. In particular, Angelica who has German as her mother-tongue was in great demand, to help us lesser mortals whose expertise using the language left something to be desired!

Products On Show

The Friedrichshafen show has many facets. For some it will be the chance to meet friends. For



Of course it's a wideband antenna sir! A UK dealer meets another customer.

others it will be the chance to see the latest equipment on the many high quality dealer stands and to spend hours looking around the Flea Market.

Another feature of the exhibition were the popular symposiums and specialised meetings. Considering the extremely hot weather - even the many Italian and Spanish visitors complained about the heat - the various planned events proved popular.

As we were there for the three days, I was able to see for myself the direction that amateur radio seems to be taking. Data modes, FAX and SSTV seem to be very popular. As in the UK, there also seemed to be a very large number of computing equipment specialists selling either new or surplus computing gear.

The amazing variety of antenna designs on sale impressed many visitors from the UK - including me! One design - using very long and thin bamboo spreaders - fascinated me and I intend to build one for myself. In essence the antenna was a loop, but made in a way that made it extremely portable.

The home-made wire loop was very popular in earlier years. That they are very successful was proved to me by the late Charles Shilley G3PZO. Charles, from his far from ideal radio location in Southampton, consistently worked the DX using only 50W a.m. - with his antenna only just clearing the ground in his small garden! There's no doubt about it in my mind, we waste our hard earned r.f. in many cases!

Overflowing Stands

The Japanese amateur radio manufactures were there in force and had very high profile stands. Needless to say, their stands were full to overflowing throughout the exhibition. I was able to see much equipment that does not seem to be available here. Incidentally, I was surprised to see that in most cases, their prices did not seem much lower than here in Britain.

On The Lookout

I was on the lookout for equipment that is not available in the UK and I found a variety of single-band transceivers from various countries. The 28MHz rigs on sale from the USA (all made in the Far East though) were particular 'bargain buys'. If I could have legally brought one home with me I could have had a 50W multi-mode transceiver (complete with all accessories) covering the complete band for just £180.

The same source was selling a nicely made transverter to go with the 28MHz rigs. The buyer had a choice (there and then!) to have 50MHz or 144MHz with the modifications to the driving transceiver at no extra cost.

But by far the best buys in the show were the converted CB multi-mode transceivers. I visited one stand in the 'Flea Market' where there were literally hundreds of the rigs piled on top of one another.

Each rig was converted and tested and the German proprietor was taking orders for a very good

value transverters for 50 and 144MHz. As soon as he realised I was from Britain he offered to make me a 70MHz transverter to work with any of the multi-modes he was selling. Enterprise and freedom is thriving in mainland Europe!

Solar Energy

I suppose it just had to be an Italian company selling solar panels. Their stand on the communicating bridge between Hall 7 and the 'Flea Market' had the largest selection of solar-energy devices I've ever seen.

The company involved were doing extremely well and the proprietor explained to me - in excellent English - that portable operation is very popular in Italy. He went on to say that many of his countrymen prefer to use the panels to 'float' charge equipment batteries because petrol-electric generators are frowned upon at Italian campsites.

Many of his customers seemed to be German and they were buying the solar panels in quantity, but my new Italian friend knew very well the reason why his products were so popular. He proved it by showing me one of his advertising boards which pictured a beach-side camping site in the south of France. Virtually every German car parked alongside tent or caravan was equipped with a solar panel on the roof to provide power for lighting and refrigeration.

It won't be long before we see very efficient and reasonably priced solar-energy panels here in the UK. At the moment the market is very limited but with the apparent change in our weather pattern who knows what could happen?

I was left in no doubt as to the Italian manufacturer's plans. He's already importing his products into Britain and I've already seen his panels incorporated into a British-made vehicle sun-roof where they supply back-up to the car battery and power a small cooling fan. Let's face it, even on a cloudy day cars get hot inside when the windows are closed and to circulate air in this way is a very simple and excellent innovation. Well done that man!

My Reservations

I've already placed my reservation for next year. A trip to Friedrichshafen makes an unusual holiday and will provide a marvellous opportunity to see amateur radio in a different context. Fair enough, we all appreciate the international aspect of our hobby - but by going to the show next year you'll get the full flavour of the event by complete immersion.

Don't forget that Friedrichshafen provides an excellent base for the family to enjoy while you explore the show. In my opinion it would be difficult to find a better location.

However, before I do go next year I've made up my mind to prepare myself in the best way possible by learning some Italian and French and improving my Dutch, German and Polish. Maybe I'd better learn Romanian and Albanian too? See you there in 1991.

If you would like to know more about next year's show - and how to get there, write to me at PW. Rob Mannion G3XFD.

Special Offer

PW Programs for the BBC-B On Disk

Normally £6.95 - Special Offer £5.95

Any two for £10 or all three for £14

Hamdisk 1 by G4MSV

Contents

HAMSUIT	P	Digital clock, grid reference distances, QRA locator distances, Universal (Maidenhead) locator distances, great circle distances & contest check log
HAMCALL	P	International allocation of callsigns
HAMPRAC	P	Amateur operating practices, Q Codes, RST codes, SINPO codes & amateur abbreviations
HAMREGS	P	The Amateur Licence Schedule
HAMCODE	P	Morse tutor
HAM-QSO	P	Morse QSO transmitting or receiving (needs a suitable t.u.)
HELP	P	Instructions for using the programs

Hamdisk 2 by G1AJB

Contents

HAMANTS	P	Information to help the amateur construct some different types of experimental antennas. Baluns, long wires, dipoles, polarisation, folded dipoles, quads, trapped dipoles, traps, Yagis, ground planes and verticals as well as s.w.r. problems
HAMCALC	P	Fourteen useful amateur radio calculations
HELP	P	Instructions for using the programs

New..New..New..New...New

Hamdisk 3 by G1AJB

Contents

INTRO	P	An introductory program aimed at the beginner to maths
SIGNS	P	The basic mathematical symbols and what they do
PREFIXES	P	Deals with prefixes, indices and simple equations
BITS	P	Decibels, modulation index, transistor gain, serial & parallel combinations of components
VOLTS	P	Simple calculations on volts, amps, ohms and watts
RES	P	Resistance, reactance and impedance calculations
FREQ	P	Frequency, velocity & wavelength calculations
SINE	P	Sinewave characteristics presented graphically

(All prices include P&P and VAT)

PLEASE SPECIFY 40 OR 80 TRACK WHEN ORDERING

Just send the corner flash with details of your order to:
DISK OFFER OCT 90, PW Publishing Ltd., Enefco House,
The Quay, Poole, Dorset BH15 1PP

**PW Programs
Special Offer**

(ends 19 October 1990)

KW COMMUNICATIONS LTD

CHATHAM ROAD, SANDLING, MAIDSTONE ME14 3AY
Tel: 0622-692773, 762274 Fax: 0622-764614 Tlx: 965834

SCANNERS & RECEIVERS

Item	Description	Price incl. VAT	P/P
AR900K	6 band hand held scanning RX	£235.00	
AR1000	Scanning RX 8-1300MHz	£249.00	
MV1500	Scanner RX 25-1300MHz hand held	£275.00	
MV1600	Scanner RX 25-13MHz Base/Mobile	£345.00	
R100	Wideband RX	£499.00	
R700	Wideband RX	£989.00	
FRG9600(M)	60-950MHz	£499.00	
RS35	Handheld VHF & UHF	£249.00	
WIN108	Handheld Airband 108-136MHz	£175.00	
R2000	General Coverage HF Receiver	£595.00	
R5000	General Coverage HF Receiver	£875.00	
HF225	General Coverage HF Receiver	£425.00	
R 71	Hand portable Receiver	£399.00	
R 71	General Coverage HF Receiver	£855.00	
FRG 8800	General Coverage HF Receiver	£649.00	

BUTTERNUTT (U.S.A.)

Item	Description	Price incl. VAT	P/P
HF6VX	6 Band Vertical	£179.09	
HF2V	80/40m Vertical	£142.00	£4.00
A1824	18 & 24MHz Add on Kit	£36.85	£2.00
STR 11	HF6V Radial Kit	£33.50	£3.00
MPS	Mounting Post HF6 & HF2	£6.00	£2.00
20WRK	HF2V 20m Add on Kit	£33.50	£2.00
30WRK	HF2V 30m Add on Kit	£33.50	£2.00
TBR160S	160m Add on Kit for HF6 & HF2	£64.48	£3.00
2MVC	3dB 2m Colinear	£53.99	£3.00
2MVCVS	5dB 2m Colinear	£83.99	£3.00
HF5B	5 Band Mini Beam	£234.15	

CUSHCRAFT (U.S.A.)

Item	Description	Price incl. VAT	P/P
124WB	Cushcraft 124WB VHF Beam Antenna	£37.08	£4.00
153CD	Cushcraft 15-3CD 3E1 25m Beam	£140.06	£8.00
154CD	Cushcraft 15-4CD 4E1 15m Beam	£148.29	£8.00
203CD	Cushcraft 20-3CD 3E1 20m Beam	£238.91	
204CD	Cushcraft 20-4CD 4E1 20m Beam	£328.70	
215WB	Cushcraft 15E1 2m Yagi Antenna	£98.99	£8.00
4218XL	18 Element 2m Bumper	£121.90	£8.00
A3SS	Cushcraft 3 Ele Tribander SS	£324.02	
A4S	Cushcraft 4 Ele Beam Antenna	£391.95	
A50-6	Cushcraft 6m 6 Ele Beam Antenna	£182.51	£8.00
AP8	8 Band Vertical	£164.78	£8.00
ARX2B	Cushcraft VHF Vertical Antenna	£24.58	£3.00
ARX450B	Cushcraft VHF Beam	£42.84	£3.00
AV3	Cushcraft AV3 Trapped Vert Ant	£75.00	£8.00
AV5	Cushcraft AV5 Trapped Vert Ant	£151.80	£8.00
DW3	Cushcraft 10, 15 & 20m Dipole	£138.67	£4.00
D3W	Cushcraft 10, 12 & 17m Dipole	£138.67	£4.00
LAC1	Cushcraft Lightning Arrestor	£8.58	£1.00
LAC2	Cushcraft Lightning Arrestor	£8.58	£1.00
LAC4H	Cushcraft Lightning Arrestor	£22.78	£1.00
R45K	R4 to R5 Conversion Kit	£35.01	£4.00
RS	Cushcraft 1/2 Wave Vert 10-20m	£259.01	
TEN3	3 Element Monobander	£115.03	£4.00

MFJ (U.S.A.)

Item	Description	Price incl. VAT	P/P
MFJ1274	Packet Radio Terminal	£204.25	£3.00
MFJ1278	Multi Mode Data Controller	£228.49	£3.00
MFJ1701	6-way Antenna Switch	£39.30	£2.00
MFJ1704	4 Position Ant Switch	£66.41	£2.50
MFJ202B	RF Noise Bridge	£63.20	£2.00
MFJ204B	Antenna Noise Bridge	£84.31	£2.00
MFJ260	300W Dummy Load	£32.57	£2.00
MFJ401B	Econo Keyer Kit	£59.21	£3.00
MFJ407B	Electronic Keyer	£78.73	£3.00
MFJ422B	Electronic Morse Key Benchor	£146.25	£3.00
MFJ422BX	Electronic Morse Keyer W/O Benchor	£76.46	£3.00
MFJ484C	Grandmaster Memory Keyer	£162.32	£3.00
MFJ722	CW/SSB Filter	£76.46	£2.50
MFJ723	CW Filter	£46.54	£2.50
MFJ752C	Tunable Filter	£104.42	£3.00
MFJ815	SWR Meter 2kW	£78.74	£2.50
MFJ840	2m Wattmeter	£21.02	£2.00
MFJ841	2m In-line Wattmeter	£42.14	£2.00
MFJ901B	200 Watt ATU	£70.05	£2.50
MFJ931	Artificial Ground	£86.61	£3.50
MFJ941D	300 Watt Basic Tuner	£105.40	£3.50
MFJ945C	Versa Tuner 11 Mobile	£97.37	£3.50
MFJ949D	De Luxe 300W ATU	£168.82	
MFJ962B/C	1.5kW ATU	£258.64	
MFJ986	1.5kW Roller Inductor Tuner	£279.82	

LOADS & SWITCHES

Item	Description	Price incl. VAT	P/P
T35	Toyo 30W 1-500MHz Dummy Load	£10.20	£2.00
T100	Toyo 100W 1-500MHz Dummy Load	£45.00	£2.00
T200	Toyo 200W 1-500MHz Dummy Load	£84.00	£2.00
DL1	Texpco 1.5kW 160-10M Dummy Load	£75.00	£2.00
KS 2	Koyo Coaxial switch 2 way 1.0kW	£28.89	£2.00
S20N	Koyo Coaxial Switch 2 way 1.0kW 1-1000MHz 'N'	£32.86	£2.00
SA 450M	Toyo Coaxial Switch 2 way 2.5kW 1-1500MHz SO239	£18.50	£2.00
SA 450N	Toyo Coaxial Switch 2 way 2.5kW 1-500MHz 'N'	£26.00	£2.00
DRAE UHF	UHF 3 position Antenna Switch 'N'	£24.15	£2.50
DRAE VHF	VHF 3 position Antenna Switch 'SO239'	£18.89	£2.50

VSWR/POWER METERS

Item	Description	Price incl. VAT	P/P
W160	Koyo 15/60W 2m In-Line VSWR	£32.91	£2.00
W544	Koyo 7/40/400W 140-460MHz	£107.00	£2.00
W560M	Koyo 3/20/200 1.8-520MHz	£99.90	£2.00
W570	Koyo 5/20/200 1.8-1300MHz	£124.75	£2.00
K 20	Koyo 15/50W 2m	£24.60	£2.00
K 100	Koyo 2kW 1.8-60MHz	£78.98	£2.00
K 200	Koyo 200W 1.8-60MHz	£61.55	£2.00
K 400	Koyo 200W 140-525MHz	£63.85	£2.00
YM 1E	Toyo 120W 3.5-1500MHz	£32.00	£2.00
T 435	Toyo 200W 2m & 70cm VSWR/Wattmeter	£67.77	£2.00

WIDE BAND ANTENNAS

Item	Description	Price incl. VAT	P/P
AH 7000	Discone 25-1300MHz	£82.50	£4.00
YADC 2	Discone 14-1300MHz	£78.00	£4.00
DSC 8	Discone TX/RX 70-680MHz	£28.95	£4.00
SC3000	Discone 300-512MHz	£83.99	£4.00

ICOM

Item	Description	Price incl. VAT	P/P
IC-751A	HF All Band, General Coverage Rx 12V	£1500.00	-
IC-735	HF All Band, General Coverage Rx 12V	£979.00	-
IC-726	HF All Band, General Coverage Rx + 6m	£989.00	-
IC-725	HF All Band, General Coverage Rx 12V	£759.00	-
IC-505	6M Transceiver, SSB/CW 12V	£529.00	-
IC-25E	2M FM Handportable with Nicad/charger	£275.00	-
IC-25ET	2M FM Handportable Keypad entry DTMF	£295.00	-
IC-26E	2M FM Handportable with Nicad/charger	£265.00	-
IC-228E	2M FM Mobile 25W 20 Memo 12V	£365.00	-
IC-228H	2M FM Mobile 45W 20 Memo 12V	£385.00	-
IC-290D	2M SSB/FM/CW 25W 5 Memo 12V	£559.00	-
IC-275H	2M Transceiver SSB/FM/CW 100W 12V	£1,039.00	-
IC-45E	70CM FM Handportable inc Nicad/charger	£310.00	-
IC-45ET	70CM FM Handportable Keypad entry DTMF	£310.00	-
IC-46E	70CM FM Handportable inc Nicad/charger	£299.00	-
IC-R1000	Wideband Receiver	£499.00	-
IC-AT150	Automatic Antenna Tuner 100W	£329.00	-
IC-AT500	Automatic Antenna Tuner 500W	£529.00	-

KENWOOD

Item	Description	Price incl. VAT	P/P
TS950SD	NEW Transceiver	£3,199.00	-
TS940S	9 Band TX General Cover Rx	£1,995.00	-
A1940	Auto/ATU	£238.00	-
TS-40	HF 9 Band Gen. Cov. TX/Rx	£862.00	-
TS680S	HF/6m TX Gen. Cov. Rx	£985.00	-
TS-40	9 Band TX General Cov. Rx	£1,138.81	-
PS50	H/Duty PSU	£222.49	-
AT230	All Band ATU/Power Meter	£208.67	-
TH25	NEW 2m H/Held	£238.00	-
TH45	NEW 70cm H/Held	£289.00	-
TH75	NEW 2m/70cm H/Held	£398.00	-
TH205	2m H/H	£215.28	-
TH215	2m H/H Keyboard	£252.13	-
TR751	2m 25W M/M Mobile	£599.00	-
TM701	NEW 2m/70cm FM Mobile	£469.00	-
TM721	NEW 70cm FM Mobile	£675.00	-
TM231E	NEW 2m FM Mobile 50/10/5W	£289.00	-
TM431E	NEW 70cm FM Mobile 35/10/5W	£318.00	-

TEN TEC (U.S.A.)

Item	Description	Price incl. VAT	P/P
TT 562	Omni V HF Transceiver CW/SSB/FM 200 9 bands	£1,900.18	-
TT 585	Paragon General Coverage HF Transceiver 200W	£1,839.00	-
TT 585	Power Supply for Omni, Paragon	£215.00	-
TT 282	6.3MHz 250Hz Filter	£60.00	£2.00
TT 285	6.3MHz 500Hz Filter	£60.00	£2.00
TT 288	6.3MHz 1800Hz Filter	£60.00	£2.00
TT 1140	Circuit Breaker	£18.00	£2.00
TT 217	9.0MHz 500Hz Filter	£60.00	£2.00
TT 218	9.0MHz 1800Hz Filter	£60.00	£2.00
TT 219	9.0MHz 250Hz Filter	£60.00	£2.00
TT 256	FM Transceiver Module for Omni & Paragon	£60.49	£2.50
TT 220	9.0MHz 2.4KHz Filter	£60.00	£2.00
TT 425E	Titan Linear 1.5kW 160-10m	£2,171.00	-
TT 420	Hercules II 500W Solid State 160-10m	£2,339.00	-
TT 9420	Hercules II Power Supply 100A 13.8V	£660.00	-
TT 700C	Ten Tec Electret Hand Microphone	£32.00	£2.00
TT 705	Ten Tec Electret Desk Microphone	£85.00	£2.00
TT 238	Ten Tec ATU 2.0kW 'L' match 160m-10m	£361.69	-
TT 254	Ten Tec ATU 200W 'T' match 160m-10m	£153.33	£3.50

YAESU

Item	Description	Price incl. VAT	P/P
FT1000	HP Transceiver	£2,995.00	-
FT767	HF Transceiver	£1,186.87	-
FT747GX	Budget HF Transceiver	£659.00	-
FT757GX	Mk II HF Transceiver	£969.00	-
FP700	20A P.S.U.	£219.00	-
FC700	Manual ATU	£149.00	£3.00
FP757HD	Heavy Duty 2m P.S.U.	£258.75	-
FT4700	New 2m/70cm Dual Band FM Mobile	£675.00	-
FT290	Mk II Super 290 2m Multimode 2.5W	£429.00	-
FT690	Mk II 6m M/M Mode 2.5W	£399.00	-
FT411	New 2m H/H Keyboard	£225.00	-
FT811	New 70cm H/H Keyboard	£239.00	-
FT470	New 2m/70cm Dual Band H/H	£389.00	-
FT23R	2m Mini H/H	£209.00	-
FT73R	70cm Mini H/H	£229.00	-
FN89	Nicad Battery Pack (23/73)	£34.50	£2.00
FN810	Nicad Battery Pack (23/73)	£34.50	£2.00
FT736	2/70cm 25W Base Station	£1,359.00	-

ROTATORS

Item	Description	Price incl. VAT	P/P
AR40	Hy Gain for up to 3 sq. ft. wind load	£198.87	£4.00
CD4511	Hy Gain for up to 8.5 sq. ft. wind load	£238.80	-
HAM4	Hy Gain for up to 15 sq. ft. wind load	£325.60	-
T2X	Hy Gain for up to 20 sq. ft. wind load	£399.00	-
2303	Sky King Light Duty Rotator	£39.89	£4.50
G400RC	Yaesu Round 360° metre	£169.00	£5.00
G620C	Yaesu Round 360°	£219.00	£5.00
AR200XL	Offset lead unit, 3 wire, rotary dial control	£49.50	£4.00
G250	Yaesu twist and switch control	£78.00	-
KS050	Kenpro Stay Bearing	£19.95	£4.00
GC038	Yaesu Rotator lower mast clamp	£16.95	£4.00

If you don't see it please ask — we have over 1000 items in stock. We are located just off the Eastern side of the A229 between Junction 3, M2 and Junction 6, M20. Follow the signs to SANDLING.



Instant credit available
Mail/Telephone order by cheque or Credit Card
(E&OE)



OPEN TUES. SAT. 9.30-5.30
(CLOSED MONDAYS)

STOCK ITEMS USUALLY
DESPATCHED WITHIN 24 HRS.

DELIVERY/INSURANCE PRICES
MAINLAND ONLY

Back-Scatter

HF Bands

Reports to
Paul Essery GW3KFE

287 Heol-y-Coleg, Vaynor, Newtown, Powys SY16 1RA

As I start this piece, we are in a heat-wave - strange how everyone wishes for such weather and then within hours of it starting starts to complain about the heat! Definitely, there's nowt so queer as fowks!

Bands

As far as the author is concerned, radio activity has been other than operating; but at the times when the rig was used one got a very strong feeling that conditions were somewhat like the curate's egg.

Snakes Alive!

Since my reference to this antenna some months ago, correspondence (well, a couple of letters!) has come in to show us a bit more of the story. Perhaps the main one came from **K6EIL** (Salt Lake City). Wes says Doug DeMaw W1FB referred to it in his article in *QST* for April 1988. In essence, the Snake is a wavelength or longer of coaxial cable laid out on the ground and connected to the receiver's antenna terminals; it is NOT intended as a transmitting aerial. The box which contains a 51Ω resistor to terminate the 50Ω coaxial. Signals are some 20-30dB down, so a pre-amp is in order, but on the other hand, compared with say the Beverage for reception it doesn't need all those supports, being just laid out along the ground. Wes comments 1. that one should experiment with different lengths before deciding it 'doesn't work at this QTH' and 2. That a long length of what is known in USA as '22 gauge speaker wire' is cheaper to buy and seems to work better though in this case the characteristic impedance runs around 190Ω, so it was terminated in 220Ω and fed to the receiver through a 4:1 balun. W1FB reports good results by way of noise reduction, both off the sides and the tail, albeit the directivity goes awry if you lay it over existing underground or radial wires. For UK readers, the nearest equivalent we can think of to the speaker wire would be the flat-twin cable sold for use as mains lead for table lamps and such.

Finally, Wes says he is interested in skeds with QRP ops in this country - the address is Wesley Baden K6EIL, 3914 Parkview Drive, Salt Lake City, Utah 84124.

Wanted!

It is understood that **VK2GSA**, John, is looking for contacts in the Welshpool area; if anyone should happen across him - 14MHz is his favoured band - perhaps they would pass on my address to him and also contact me, by letter or telephone, if possible with John's details so I can set up some local skeds. Thanks!

Obituary

Readers will know of the Ex-G Radio Club, whose members are those who were born in the UK but are now domiciled abroad. Sadly **GM2CWL** wrote to mention the death of the founder and ex-President, Reg Cherrill W3HQO; it is hoped that by next time we will have more details.

Award

From the Northern California DX Club Inc. I have details of the California Award; this is free of charge and is open to those outside the USA, who can produce proof of contact with 200 stations in California, plus confirmed contacts with 20 members of NCDXC since October 1946. The award is free and the QSLs may be checked and certified by officials of recognised radio societies and clubs, or the cards sent to NCDXF for checking. If cards are sent to NCDXF, please include adequate postage for their safe return. Write to NCDXF for a copy of the complete list of all past and present members of the NCDXC and a copy of the Rules, to: Northern California DX Club Inc., PO Box 608 Menlo Park CA 94026, USA.

Top Band

Not much to cover this time. **G3BDQ** (Hastings) notes that on Sunday mornings, GU2FRO on Sark is an S9 signal between around 0830 and 0930Z - it seems he has a 23m vertical, gamma matched, plus an extensive ground system, which may account for the big signal!

In another letter a voice from the past came through - **John Ellerton G3NCN** (Bracknell), who is back on the air, 1.8-28MHz, with QRP c.w. John and I did a lot of nattering on Top Band back in the fifties, but G3NCN had been off the air for years and only recently came back to the hobby.

As for me, pressure has been placed upon us to get back on the band, so after optimising me end-fed arrangement for 3.5MHz, we were persuaded to give Top Band a whirl after modifying the a.t.u. to suit. With 23m up aloft we ended up with five FEWER turns on Top Band than on 3.5MHz! So far, the odd daylight QSO out to 230km-plus suggests we have got it right.

The 3.5MHz band

The effort paid to getting the current lobe in the right place on this band, which provoked the activity just mentioned, certainly paid off; despite reducing the overall length and the antenna's feed impedance considerably, signals came up by a couple of S-points all round and made a marked improvement to Sunday-morning daytime ranges and of course to the ability to hear things at longer ranges after dark as well.

GW0HWK (Wrexham) worked no DX as such, but did have QSOs with GW0LAL, GW3DRV, G4JFH, GM3ULP and GW4UNO.

Mike Davis (Thornton Heath) says he has been in the habit of listening on the band with his home-brew direct-conversion receiver, 32.5m wire and a.t.u. around midnight; this effort yielded, apart from Europeans, K8UR/P, W2RTG, K2RIH,

VY2DX, K8UR again, PY4BK, ZP5LRA, ZP5FGS, PY3BD, ZP5LRA working W2HCW, SV0DR, 9Q5BG PY8ZPP, 5Z4BP and 5T5CK. Mike has now passed the RAE - Congratulations! - and is stuck into the Morse. To help with this, he bought a general-coverage receiver, but he makes a telling point when he remarks that on the single-band homebrew box he listens carefully, while the multi-band facilities of the new receiver cause him to hop around, changing frequency and even band but not really listening. Perhaps we have something to learn there!

GOHGA (Stevenage) uses 18.3m and around 20W, which resulted in c.w. to SM7MYM, PA3BTH, F2FP, G3ZY, G3ZWH, G3GCC and GM0KZP/P.

GOKRT (Welling) is still using the 1.5W from a Lake DTR3 and a straight key from Kent's. GW4TNH was worked, plus about 20 G stations and in the two-way QRP line, were G0DCI, G0HIN, G3YHO, ON4KAR and PA0DXK.

ON7PQ simply notes 'Summer Time!' in the 3.5MHz column of his letter, but does unbend to admit to 3A/K4UEE.

The 7MHz Band

While we were at the business of altering the a.t.u. for Top Band, we thought we may as well make it 'perk' the end-fed wire on 7MHz as well; easy enough to achieve although we did not expect much in the way of DX. First tests have agreeably surprised us!

ON7PQ as always stuck to his c.w. and mentions ZA1R(!?) C56/ON7EH, ZK3EY, DL8CM/ZS1, T19CF and JW/DK20Y. One wonders whether this was the 'demonstration' run by the HA chaps to the ZA authorities, or just another pirate.

GW0HWK indicates plenty of G and European stations but nothing more interesting.

Now to **GOHGA**; Angie mentions GB70SIG, UA3WFH/YL, Y9SOP(QSL via Y25PA), LY2BIZ, lots of G, DL and so on, K01C and N4MQS.

G3BDQ says he spent a couple of hours at the proposed new Novice power limit, just to see what he could raise; his c.w. at this level raised plenty of replies to CQ calls not in the QRP area and plenty of QSOs with S5 to S7 reports, using the normal wire antennas.

Contests

The CQ WW RTTY runs over the weekend September 29-30, 48 hours midnight to midnight. Classes are single-op, single band; single-op all bands; single-op assisted; multi-operator single transmitter. Send RST and CQ Zone number; USA stations send RST, State, (or VE area) and CQ Zone. Score a point for stations in one's own country, two for same continent and three for contacts outside your own

continent. The multiplier is one for each US State and VE area, one for each country per WAE or DXCC list and one for each CQ Zone. Work out the multiplier for each band; then the final score is total QSO points times the sum of the multipliers from each band. Logs, postmarked no later than December 1, to CQ RTTY Contest, Roy Gould KT1N, PO Box DX, Stow, MA 01775, USA. Looking further forward we notice the CQ WW SSB DX Contest over the weekend October 27/28 and over November 24/25 the CQ WW CW DX shindig.

Expeditions

At the time of writing the proposed ZA operation by the HA team hasn't come to fruition and one doubts if it will until things settle down in Albania; one suggests you keep an ear bent to the rig and/or to 'Wireless Line' for an update picture on this one.

American reports seem to suggest that Willis Island activity is now zilch, since VK9TR is now QRT.

Talking of QRTs, 5V7HL went QRT back in 1985, but obviously a pirate has been at work, since DK9KD has been receiving many cards.

The question of which country the recent 70 operation counted for seems still confused; the licence documentation had 'South Yemen' crossed out and replaced by the new title 'Republic of Yemen'; on the other hand PA3CXC says that if the paperwork was issued in Aden, 701AA should count for 70; were it for the new country then the paperwork would have originated from Sana'a as the capital of the new republic. Anyway, the new Republic has not yet applied to ITU for the new callsign block allocation, so for the moment the existing prefixes remain in force. Don Search at the DXCC desk has a knotty one there!

WARC Bands

First **G4ZZG** (Mansfield) who mentions the Siberian Bear DX Group operating as UZ9LWG/UJBS in Oblast 041(QSL via UW9LA), VE1GE and Europeans.

On to **G3VWC** (Bath) who made it on 18MHz to U0AG, JA6PA, U0AL, N5VV, 4Z4DX, K0KWT, KX9M, W5HNO, KC5R, UW0SQ, UM8MBA, VE7DGM, TU4DH, N4AR and a gaggle of W1-2-3.

G3NOF (Yeovil) notes little activity during the day on 18MHz, with the band livening up during the evenings. C02GB, EA9LH, HB0/KB6IVM, JA6GIJ, NY4C, T5RR, T12SW, TR8CJ, TR8CL, V29A, VP2EEE, VP9MG, WP4BDI, WZ6C/ST4, LY2LSF, ZP8JCY, 3X1AU, 5R8JD, 5T5FA, 8P9FF and 9H3MX. As for 24MHz, very little activity was noted, although Don did make it across to RB5WA/RB9P, ZP5JCY and some Europeans.

10MHz c.w. was investigated by **G2HKU** (Sheppey) who raised N4EJK, SM5AHK/6, W2BA and ZM4HB.

GW0HWK only tried 18MHz, which yielded VK7AAB, 6W1QJ, EA8ZO, WA11,



SITUATED AT SOUTHERN END OF M23 — EASY ACCESS TO M25 AND SOUTH LONDON

RECEIVERS

Lowe HF225	£425
Icom ICR71	£855
Kenwood R2000	£595
Kenwood VC10 V.H.F.	
Converter	£161
Yaesu FRG8800	£649
Yaesu FRV8800 V.H.F.	
Converter	£100
Kenwood R5000	£875

70CM TRANSCEIVERS

Kenwood TM431E	£318
Kenwood TH405E	£245
Kenwood TH415E	£268
Yaesu FT790R11	£499
Yaesu FT712RH	£375
Icom IC4GE	£299
Icom IC4SE	£310
Icom IC448E	£429

DATONG

AD370 Active Antenna	£77.62	3.00
FL3 Multimode Filter	£145.54	2.00
D70 Morse Tutor	£63.40	2.00
ASP Speech Processor	£93.15	2.00

P&P

SELECTIONS FROM ANTENNA RANGE

J Beam 'Minimax' Tribander	£378.35
J Beam TB3 MK3 Tribander	£365.70
Butternutt HF6V	£182.85
Butternutt HF2v	£163.00
Cushcraft A3 Tribander	£329.00
Cushcraft 2M 15WB	£99.00
Tonna 20505 6ele 50MHz	£50.72
Tonna 20809 9ele 144MHz	£33.12
G Whip Tribander 10-15-20	£44.39

HF TRANSCEIVERS

Kenwood TS950s	£3199
Kenwood TS940s	£1995
Kenwood TS440s	£1138
Kenwood TS140s	£862
Kenwood TS680s	£985
Yaesu FT767GX	£1599
Yaesu FT757GX2	£969
Yaesu FT747GX	£659
Icom IC765	£2499
Icom IC751A	£1500
Icom IC735	£979
Icom IC725	£759
Icom IC726	£989

DUAL BAND TRANSCEIVERS

Kenwood TM731E	£665
Kenwood TS790E	£1495
Yaesu FT470R + FNB10	£383
Yaesu FT736R	£1199
Icom IC32E	£399
Icom IC3210E	£499
Icom IC2400E	£635
Icom IC2500E	£675
Icom IC245	£385

COAXIAL SWITCHES

SA450 2way SO239	£19.49	1.50
SA450N 2way N	£26.99	1.50
Drae 3way SO239	£20.18	1.50
Drae 3way N	£35.94	1.50
C54 4way BNC	£30.39	1.50
MFJ-1701 6way SO239	£38.35	1.50

HAND HELD RECEIVERS

Icom ICRIE	£399.00	2.00
R537S Airband	£69.00	2.00
Win 108 Airband	£175.00	2.00
AOR AR1000	£249.00	2.00
YUPIERU MVT5000	£299.00	2.00

MORSE KEYS

Kent Morse key kits	£33.50	2.50
Kent Twin-paddle kits	£42.50	2.50
Kent Single-paddle kits	£33.50	2.50
Hi Mound MK704	£20.00	2.00
Hi Mound MK706	£22.00	2.00
Benchner BY1 Black Base	£67.42	2.50
Benchner BY2 Chrome Base	£76.97	2.50

PALOMAR PRODUCTS

R-X Noise Bridge for antenna checks up to 100MHz	£59.95
Receiver Preamp — 1.8 to 54 MHz	
Up to 20dB gain	£119.95
Transceiver Preamp — R.F. Switched — up to 20dB gain	£149.95
Super Snooper — vertical indoor antenna for SWL	£39.95
Loop antenna — Directional indoor antenna 6 loop ranges	
Tuner-Tuner — ATU adjustment without transmitting	£99.95
SWR & Power meter — LED display SWR without adjustment 20W 200W 2000W PEP	£129.95
2W 20W 200W 2000W PEP expanded display	£189.95
VLF converter — 10-500 KHz converter	£79.95
Baluns 1:1, 1.5:1, 2:1, 3:1, 4:1, 5:1, 6:1, 7.5:1, 9:1, 12:1, 18:1 350W PEP 1.7-30MHz	
Baluns — up to 6Kw PEP phone for	£23.95 each

2M TRANSCEIVERS

Kenwood TH26E	£249
Kenwood TH25E	£238
Kenwood TH205E	£199
Kenwood TH215E	£228
Kenwood TR751E	£599
Kenwood TM231	£289
Yaesu FT411 + FNB10	£259
Yaesu FT290R II	£429
Yaesu FT211RH	£309
Yaesu FT212RH	£349
Icom IC2GE	£265
Icom IC228H	£385
Icom IC275E Inc PSU	£1069
Icom IC2SE	£275
Icom IC2SET	£295

SCANNING RECEIVERS

Icom ICR7000	£989
Yaesu FRG9600M	£509
Kenwood RZ1	£465
AOR AR2002	£487
Signal R535 Airband	£249
Icom ICR100	£499

ANTENNA TUNER UNITS

FRT7700	£59
FC757AT	£349
AT230	£208
AT250	£366
ICAT100	£379
MFJ941D	£116
MFJ949C	£165

AR-1000 Handheld Scanner

- ★ 1000 Channels
- ★ 8-800MHz / continuous
- ★ 805-1300MHz / continuous
- ★ AM, FM (narrow & wide)
- ★ Complete with NICads and mains charger



£249

GOODS NORMALLY DESPATCHED WITHIN
24HRS — PRICES CORRECT AT TIME OF GOING TO
PRESS — E&OE
MAIL ORDER & RETAIL

BREDHURST ELECTRONICS LTD HIGH ST, HANDCROSS, W. SUSSEX. RH17 6BW (0444) 400786

Open Mon-Fri 9am-5pm except Wed 9am-12.30pm. Sat 10am-4pm



D A T O N G
ELECTRONICS LIMITED

**Clayton Wood Close
West Park
Leeds LS16 6QE
Tel: 0532 744822**

**For products you can rely upon
to give amazing results**

For information on **Active Antennas, RF Amplifiers, Converters, Audio Filters, the Morse Tutor and Speech Processors** send or telephone for a free catalogue and selective data sheets as required.

All our products are designed and made in Britain.

Orders can be despatched within 48 hours subject to availability.



— VISA AND ACCESS WELCOME —



Back-Scatter

N4BVQ, W1LCA, W2FJ, K3LGC, VE1ALL, N1EEQ, K1NDF, N1BBE, WB2CBA, KE1Z, VE1BRP, KA1SVU, WB2ERQ, N1SBJ, KC9C, W7FFG, K8RNM, W1XU and KE7TV.

The 14MHz Band

Where, they say, it all happens! GOHGA put 20W to the end-fed wire and raised OH1LA, SM4OTI, UY5D(QL via UT5DL), UV1AA, UC2OAF, TK0CK/P (via F5DE) and VE1UA.

GOIXR (Ruddington) says he has been a reader of the column for some time and thinks it's about time he put his penn'orth in; Trevor operates mainly in the late evening and mainly on s.s.b. On 14MHz the take included 4U1ITU, EK4AA, HG2P, JW/DL3LAB, KZ2X, LG5LG, N5PSI, UZ9MWJ, VK2AU, VP8CED, WA4PMF and plenty of smaller fry.

Over to the c.w. from **G3VWC**, who notes UA9FDF, K0KES and W6VX.

In the mornings, says G3NOF the long path to VK was often open, including the odd ZL, plus West Coast Ws and South America; s.s.b. contacts were registered with AP2AJ, FR5ZN, HC1CMN, JAs, JW/DL3AB, K13V/7 (Nevada), OG5SCL, OX3SG, Y5RR, TA3G, TU2UI, V85NR, Vks, VU2PMP, Y88HX, Y88RB, Y11BGD, YK1AA, ZK1DD, 4L1NV, 4X6DW, 5N0ETP, 7Q7LA, 9K2YA, 9M2ZZ and 9M8FH.

For **G2HKU** it was, as usual lately, all c.w.; VK2FYM, W7SF, ZS6KT, JA9CAH, 4L1NV, U5WF/UB9P, 4K3/UA3YCA (Kolguev Is), KH6IJ, VK5GZ, VK5GZ, LY2BFO, 4K3MI Morzhovets Is), P43SF

(Aruba) and a single s.s.b. QSO, with ZL40D just to see it still worked!

For GW0HWK the score included XJ4G (Winnipeg, Ontario) UA9CI on SSTV, UA6JD, A61AB, SU1HN, XE2CQ, TG9GI, J39UL, K2POF, WD9HAW, KA3GTC, K8AHU, WD1V, K2GTS, N1AGV, K0BUR, WA5RNL, W9JOO, N2ETJ, K6UKZ/4, K1CSB, GM4TNW/CT1 and Europeans.

Now to the c.w. from **ON7PQ** (Kortrijk), who offers 4K30DX, 4K4BAM, ZL0AIC by Amtor, 4K4/UA6WCG, WY7I/VY1, 4K3MI, VP2V/OH2BH, JW/DK2OY XA2DXA, DL8CSM/ZS1 and T19CF.

For G3BDQ it was all c.w. also, with UV0LM, UA0WX (twice), 4K3/RA3YG and JA9CAH.

The 21 and 28MHz Bands

Space is restricted so we must lump these two together. ON7PQ first; Pat worked FK8KAB/P, 4K4PWB, ZK3EKY, HK0BKX, V6/JJ1TZK, V47NXX, XW8KPL, V73AZ, ZD7KM, C56/ON7EH, KH6/W0RLX, V73AS, FY5FO, F6GCP/BV, 4K3SS, 5V7RC, XX9TDM, 5V7AK, 3D2AG, DL8CM/ZS1 (Penguin Is), A41JV, FP/W5WMU, VP5V and 9M2FB on 14MHz, while on 28 there were ZD8LII, J20CD, 7X4AN, 5V7RC, C56/ON7EH and DL8CM/ZS1 again.

Now to **G3BDQ**. Full power c.w.

accounted for UZ0ZWA/UA0X, UA0FHB (Sakhalin), UL8NAO, 4K3/UA3YCA, UZ0LWC, VE7FNP, W7VY, W0RL/KH6, KH6IJ, VP5P (Provo Is), ZD7KM, ZD7DP, FM5WD, G3UUV/J6L, YC9VHS, HK3AHM/1, TK/PA3RBT/P, several JAs; on the novice level power, there were SV9/DL1YBN/P, LZ3IE, UA6LLA, UB4MXO, TA3/DL7AOJ and JH2QBX. All 21MHz.

GW0HWK managed 8J9XPO (Osaka Exhibition), C56/ON7EH (Gambia), ZK3EKY (Tokelau), S79MX (Seychelles), several JAs, VK2SE, KP4LQ, UT4X/RJ5J and about 50 Yans assorted. Nothing was worked on Ten.

For G2HKU there were 21MHz contacts with HK3RQ, 8P9FT, VU2TTC, CO8LY, UA9FGJ, EA8AB, PT7AA, FY5FO, plus on 28MHz ZD8LII.

At G3NOF, 28MHz yielded S79CYH, S79MX, TU2QW and 5T5FA/M; but on 21MHz Don has an enormous list this time: A61AD, AH3C, AH6HB, AP2DM, BY1PK, BY4RSA, BY5RY, BY5TS, C56/ON7EH, CU2DG, F00IGS, F00KW, FR5DX, H44AP, HB9IQB/58A, HL0/DL9YBY/P, HL1KIB, HR1RMG, HP0POL(S. Shetlands), JAs, JT1BG, JW/DL3LAB, KE5KJ/YV5, KP4CKY, NH6C, P29NCS, PJ/PA3CWQ, RB3MR/JT, T20AA, T30BC, TA2/DL1BIB, TA5C, TR8GL, UF7V/K1Z1, UF7V/WF2S, V73AX, V73AZ, V85WS, VE8CB, VP2EY, VP8CDS, VQ9RB,

VU2PMP, VS6VO, YC4GDZ, YE0Z, YJ0AKY, a questioned Z3KIL, ZK1BY, ZS8MI, ZS9AAA/1 (Penguin Is), 3D2XV (Rotuma), 5B4MF, 5H3TW, 7J1AGW, 8J90XPO, 9Q5PL and a stack of rarer Russian and Yank stations.

Another long list from GOIXR who mentions 4X6RL, 4Z4EC, 5B30JE, 5N9FEA, 7X2VXK, 9K2HA, 9Q5PA, BY5RT, BY4RSA, BZ4CBC, C53GB, CE1LGD, CM2ET, CU2DG, CX7ABT, EA8BSG, FM5DN, HH2CI, HL1EG, HL3EIN, HL4VP, HR1KAS, HZ1AB, J6L/G3UUV, JAs, JT1BG and assortment of Yanks, LU4EZ, PJ2HB, PY2LLF, PZ1AP, TG9CI, TI2OY, TU2UI, TR8/FD10GL and a goodly assortment of Russian and American calls and Europeans.

G4ZZG mentions c.w. to 8P9FS (QSL to G3DLH) PY4JCP, UA9XFW in Oblast 90 and VP5P on 21MHz; on 28MHz LU6ENY and LU2EPN plus small fry about summed it up.

GOHGA found a couple of short-skip openings on 28MHz; in the first she raised DJ5GG and DF7FG and in the second DF6RI and HA7MY. Angie notes these were on the wire; seems the vertical was more knocked about in the winter storms than she had realised.

Finis

That's the lot for now; sorry I have had to wield the axe rather fiercely to get into our shortened space...shoot the Editor, please, not me!!

Deadlines for the next three are September 24, October 29 and November 19 to reach me, at the address above.

Come on you 160m fans! Let's hear what you're up to - Editor

Solar Data for July 1990

Following the restructuring on the sun in the last week of June when the sun spot count leapt up to 370, the period from July 2-6 saw a decline in both this count and the solar flux levels. The geomagnetic A index was quiet to just unsettled and averaged 10 units for the period. The only flare of any significance occurred on July 4 measuring 670 flux units. This was followed on the next day by a 144MHz Sporadic-E opening to southern Spain. On July 6 there were 5 eruptive regions visible on the sun's disc. The quiet side of the sun was looking our way between July 9-15 and therefore the flux levels and spot counts fell. During this period there was only one flare of any note, an M3.1 type lasting 163 minutes on July 13. Co-incidentally, or was it, another 144MHz Sporadic-E opening occurred the very next day, allowing many UK operators to contact stations in Malta, Sardinia, Sicily and Italy. From July 16-22, the sun was very quiet with no flares being noted. The spot count varied from only 73 on July 19 to 207 on July 22. The solar restructuring mentioned last month was still continuing and is the most likely cause for the noted lull in activity. With the active side of the sun becoming visible the solar activity rose again during the period July 23-29. On July 25 a proton flare occurred but it was quite

small reaching only 21 particle flux units. Whether this attributed in any way to the excellent African opening on 50MHz later in the day can only be conjecture. However, another proton flare event, on July 27, almost certainly caused the auroral opening on July 28. Solar activity is expected to increase from the levels recorded in the summer to an anticipated peak during September or October 1990. The predicted monthly 10.7cm flux for September is 240 and 230 for October. The prediction of sun spot maximum for cycle 22, using statistical methods continues to be March 1990. Don't be concerned that you have missed the best of the DX on 50MHz as periods of high activity are to be expected during cycle 22's extended maximum. Another certainty is that auroral conditions should be

excellent during the equinox period around October 1990 and similarly during March 1991. Polish up your Morse keys now!

The 50MHz Band

Sporadic-E, Aurora and meteor scatter were the mechanisms that provided so much European DX during this summer. The band was also open to Africa, via t.e.p. & Sp-E, on more occasions than you probably thought was the case. Openings to North America were also reported but these were very patchy compared to other years.

Welcome to a new reader of the column, **Ian Porter G1DHF** (WMD). He has just completed building the receive side of a Meon transverter and with a temporary

indoor dipole has heard a number of signals on the band. Ian is hopeful that the transmit side will be completed soon and is ready to put up an outdoor HB9CV when everything is operational. Give him a call if you hear him.

John Hilton GM1ZVJ (LTH) runs about 2W into a 3-element Yagi but still made a number of good contacts around Europe. Recent s.s.b. contacts have included DL1UR (JN49), DK5WL (JN49), DL5IO (JN49), DL7AV (JN58) and DL8LAQ (JO43). Some Austrian stations, such as OE5NEL (JN78), OE8HWQ (JN76) and OE9ERC (JN47) have also been worked.

Ivan Jarrett G7CHE (SXW) mentions that he cannot find anyone using the f.m. mode yet. Does anyone claim to regularly use f.m. preferably in the allocated sub-band? Using s.s.b. Ivan made a number of first time contacts with OH0BT, OY6FRA and OZ1BTE.

Jim Smith G1DWQ (DOR) managed to find some choice DX hidden amongst the local European stations. On June 28, between 1755-1812UTC, he heard WA3HNK and at 2005UTC worked W3EP (FN10) on c.w. Another continent, Asia, was added to the list on July 1 when ZC4AD (KM64) was worked on s.s.b. at 53 bothways. New countries contacted have included LX1PD (JN39) on July 9, CU2/

Back-Scatter

144MHz QRB Table
Distances in kilometres

Station	Tropo	Aurora	Meteors	Es
G0CUZ	2943	1758	1996	2943
G0DAZ	2923	1780	2026	2923
G0DKM	2811	1488	—	2203
G0EVT	3080	1640	1808	3080
G0FYD	1315	1624	—	2019
G0ISW	1059	566	—	2057
G0LBK	3060	1755	1876	2350
G1DWQ	1454	1812	—	1836
G1EZF	1730	1757	1920	2375
G1KDF	3023	1421	—	2386
G1LSB	1319	733	1732	2723
G1SWH	3035	1429	—	2372
G3FPK	1835	1686	—	2337
G3LTF	1824	1846	2021	2174
G3SEK	1560	1681	1872	2154
G4ASR	2848	2029	2107	2853
G4DHF	1498	1530	2000	2448
G4JCC	1334	1158	1018	2173
G4MUT	1163	684	1533	2068
G4RKG	1466	1757	1920	2375
G4VXE	2862	1446	1501	2880
G4YTL	1404	1774	2025	2172
G4ZTR	935	1535	—	2130
G6DER	1834	997	1957	2068
G6DZH	2924	711	—	2233
G6HCV	2880	1450	1912	2880
G6HKM	1304	1555	—	2285
G6LEU	2620	910	—	2430
G6HHI	1742	—	—	2058
G6JDX	2867	1368	—	2663
G6LHT	3070	1780	1868	2510
G6MFJ	1209	1210	1329	2168
G6PPY	1083	1451	—	2318
G04XTT	3053	—	—	1700
G11JUS	3067	1614	1507	2216
G1RYDZ	1216	1809	1901	2562
G4JCD	1620	1100	2050	2090
GM4CXM	1428	1750	2100	2023
GM4YXI	3160	1881	2048	2513
GW4VX	2823	1391	1313	1910
GW6ZW	2830	1473	—	2236
ON1CAK	1420	1166	1948	2725
ON1CDQ	1420	1166	1948	2124

G3RFS on July 12 and IT9TVF (JM68) on July 21. Although Jim claimed the latter as a DXCC country, in reality it is not. On several occasions during July, Jim heard stations in southern Africa, but he still cannot find the FR5 or A22 known to be active.

John Heys G3BDQ (SXW) had, by the end of July, pushed his country score up to 58. Recent contacts included ZC4AB at 0859UTC and ZC4AD at 0908UTC on July 1, SV1DH at 1937UTC on July 9, ISOVCY on July 10 and CU2/G3K0X & T77C on July 14. John said it was a thrill to work his old pal Mal Geddes Z23JO, on July 21, having

known him for more than 40 years. The opening to Africa, at 1720UTC, extended to Namibia with Kosie V51E also being heard. Later the same evening, EA8/DJ30S (IL18) was heard operating illegally from the Canary Islands. That one doesn't count I'm afraid. Asia was worked again on July 22, contacting ZC4MK at 1324UTC and for a cross-band QSO, 4X1F (KM72) at 1342UTC. An opening to Africa on July 25, around 1800UTC, found V51E in beacon mode at 589 and a couple of ZS6 stations at S4 but no QSOs resulted.

Ken Osborne G4IGO (SOM) managed to find some really good DX stations during July. On the 1st, between 1155-1229UTC, he heard the beacon VO1MUN (GN37) on 50.0375MHz peaking 599. It runs 10W output to a vertical antenna. At 1351UTC, WB4JGG (EM75) was worked, fading out at 1409UTC. On July 5, the beacon 9L1US was copied between 1515-1522UTC. More from the Americas was heard on July 6, with KP2A being heard and then worked between 2020-2043UTC on a beam heading of 240 degrees. After that signal had faded, the beacon FY7THF became audible until 2122UTC. Back to Africa, with Z23JO heard between 1841-1856UTC on July 14. Propagation was good the next day with V51E and V51DM being copied between 1753-1828UTC and 1857-1904UTC. At 1816UTC, LU8YYO (FF50) was heard, being worked a little later, before he faded out at 1832UTC. The beacon 9L1US was heard briefly at 1848UTC before propagation swung over to Puerto Rico, with KP4EIT being heard between 2117-2128UTC. More Africans on the 18th, Z23JO copied between 1732-1738UTC and V51E heard between 1822-1839UTC. The best was yet to come. July 21 started well with the beacon FR5SIX being copied between 1622-1644UTC. Then followed a spate of DX call signs, V51E, A22BW, Z23JO, 9L1US, ZDBVHF and FY7THF. The latter station fading out at 2002UTC. A quite remarkable day!

At my QTH in Herefordshire I noted a number of openings into Africa via t.e.p. with Sp-E extension at the European end. Mal Z23JO (KH52) was heard at 1851UTC, on July 14, peaking 579. On July 18, from 1830UTC, Kosie V51E (JG89) was heard on s.s.b. at 57. These two stations were heard again on July 21, from 1730 through to 1805UTC. The best opening to Africa occurred on July 25. The event started at 1725UTC with 7Q7RM being worked on

c.w. 559 bothways. During the next hour, V51E, V51KC, Z23JO, ZR6A, ZS6LN, ZS6RR, and ZS6WB were copied at very good strengths. New countries worked included CU2/G3K0X on July 14, 7Q7RM on July 25 and 1A0KM, the Sovereign Military Order of Malta (JN61) on August 1. This latter station is a valid DXCC country, situated in large gardens in the centre of Rome. It was operated by IOAMU, who was running only 3 watts to a dipole. He promises further activity from this rare DXCC country and from Vatican City, during 1991.

Dave Grey G8YYB (LDN) found a number of interesting or rare stations throughout Europe. Contacts were made with ZB0W on June 21, PA3DWB/TF (IP03) at 1832UTC and ZB0T at 1846UTC on June 22 and ISOAGY & ISOVCY (JM49) on June 24. The Squarebushers on Gozo 9H3LF (JM76) and IT9TVF (JM68) were both worked on June 28. A new locator JP54, was obtained by working LA3EDA/P on July 2. Further contacts during July included IOUMF/IMO (JN41) and ZC4MK (KM64) on the 4th, CT1/G3SDL (IM57) on the 6th, SV1EN (KM18) and T77C (JN63) on the 7th and IK2DMF/7 (JN82) & EB5EIB (IM99) on July 9. The latter station was an illegal operation of course and cannot be counted for award purposes.

The 70MHz Band

There was an upturn in activity during July caused mainly by v.h.f. field day at the beginning of the month. Sporadic-E throughout the month and the good aurora at the end of the month.

Dave Lewis G4WHBK (GWT) managed to contact ZB0W on June 13 and EA7IC/4, crossband to 28MHz, on June 22, both contacts being via Sp-E. Via the same mode on July 12, Dave worked I4RHP crossband to 50MHz. In the aurora on July 28, contacts were made with GM3UKV/P (IO75) at 1635UTC and with GM4DIJ (IO85) at 1650UTC. GM4AFG was heard but no QSO resulted although Dave did mention that G6XM (DVN) made it.

Collin Redwood G6MXL (DOR) made good use of the contest on July 8 by working several new counties on s.s.b. including Oxfordshire and Lincolnshire.

Two events in July, v.h.f. NFD on July 7-8 and the aurora on July 28, allowed many contacts to be made from my QTH. During the s.s.b. section of NFD I worked EI2WW/P (IO63), G14ONL/P (LDR), GJ7AOG/P (JER) and GM3FDW/P (DGL). The aurora produced c.w. contacts with GM4CXP (BDS) and GM4DIJ (LTH). Also worked was Martin GM3UKV/P (SCD), on the island of Jura, 58A bothways on s.s.b.

The 144MHz Band

After many months of being in the doldrums the band has come to life. Operators were able to work many new countries and counties thanks to the various propagation modes that prevailed during the month. There was some very good tropo conditions on July 12-15 and July 21-22. Sporadic-E openings on July 5, 14 & 21 and an excellent aurora on July 28. With

the sporadic meteor rate reaching a maximum and a number of meteor showers occurring during July, devotees of this mode were also well catered for. A number of major contests, particularly v.h.f. field-day, on July 7-8, also helped tremendously to increase activity.

Gary Nicholas GW7EVG (CWD) has changed his antenna system from a 5-element Yagi mounted in the loft to an out door 8-element array. Recent contacts on s.s.b. have been made with GM1JKJ/P (BDS), GM4CXM (SCD) and GM7FMR (DGL). Conditions were good on July 22, with GM4GUF/P being heard from the Island of Iona.

A number of stations mentioned the Sp-E opening on July 5 which approximately took place between 1625-1700UTC. On the Island of Anglesey, **GW6IWW** running a TR9000 into a 100W amplifier and 17-element Yagi worked EA4CM (IN80), EB5GCT (IM98), EB5HJF (IM98), EA7ALL (IM87), EA7CPW (IM87) and EA7ERP (IM87).

Between 1640-1700UTC, **Byron Fletcher G6HCV** (SFD) contacted EA1CDH (IN71), EA1MO (IN71), EA4CM, EB4CYF (IN80), EA7AJ (IM87), EA7ALL, EA7BNB (IM87), EA7BVD (IM77), EA7CPW, EA7ERP and EA7FTZ (IM88).

John Hoban G0EVT (YSW) managed to work a number of Spanish stations in the recent Sp-E events. In an opening on June 4 between 1800-1815UTC, a contact was made with EB7BQI (IM67), with EA7AH and EA7GAA being heard. The event on July 5 was nearly missed but John managed to catch the last 10 minutes or so, to work EA7ALL and hear EA7BNB before signals faded out.

Ela Martyr G6HKM (ESX) made the grade, on July 5, by working EA7CU (IM86) via Sp-E. Field day produced s.s.b. contacts with EI4ALE/P (Wexford) and EI9GJ/P (Carlow). Sporadic-E on the 14th accounted for IO5HKJ (JM49), IW0AYO (JN61), IOKHV (JN61), IK50IY (JN52), IC8EGG (JN70), I8LPR (JN71) and I8WES (JN70). The very good tropo on July 15 produced contacts with HB9RDE (JN37), SM4KYN (JO79), SM6SKY (JO68) and 7 Danish stations in JO46, 47, 56, 57. The period July 19-21 gave more tropo contacts, this time to the east, with OK1AGE (JO70), OK5A (JO70), many West and East German stations. Ela noted that the Polish stations were very weak at her QTH.

Ian McCabe G0FYD (LNH) caught the both Sp-E openings and the aurora. On the 5th he worked EA4APW (IM88), EA4CM, EB5HJF, EA7ALL and EA7CPW. The Sp-E event on July 14 gave QSOs with IK00KY (JN61), IW0AKA (JN61), IW0BET (JN61), I8LPR and IW8BZN (JN70). Using a TS780 driving a 100W Microwave Modules amplifier into a 15-element Yagi at 10M a.g.l. some good DX was obtained in the aurora on July 28. In the first phase, which ended around 1800UTC, c.w. contacts were made with EI9BG (IO52), LA5JEA (JO18), SP4MPB (K003) and SP7DCS (JO91). LY2BJB was heard but not worked. The second phase, from 2330-0200UTC, was even better. Stations contacted included ES2XM (K029), LA7KK (JP50), OK5A,

Annual c.w. ladder

Station	Band (MHz)				Points
	50	70	144	430	
G0EFLY	12	-	144	—	156
G4OUT	-	39	99	—	138
G4ASR	34	4	93	—	131
G0FYD	31	—	62	1	94
G0DJA	17	-	10	—	27
GW4VX	3	-	9	—	12

Number of different stations worked since 1 January 1990

Annual v.h.f./u.h.f. table
January to December 1990

Station	50MHz		70MHz		144MHz/430MHz		1296MHz		Points
	Counties	Countries	Counties	Countries	Counties	Countries	Counties	Countries	
G1SWH	42	31	32	6	77	14	38	8	248
G6HKM	50	31	—	—	62	21	31	10	238
G0IMG	36	26	37	3	42	8	29	4	185
G4ASR	15	33	45	8	47	27	—	—	175
G0NFH	40	20	21	3	48	9	11	2	158
G0FYD	20	24	1	1	75	20	11	4	156
G04XTT	31	18	—	—	73	17	10	4	153
G6MXL	5	17	17	3	34	9	17	5	124
G8PPY	19	23	1	1	42	13	21	6	126
G0EVT	21	23	—	—	36	14	5	1	100
GW1MVL	2	2	—	—	43	10	11	2	70
G7CLY	—	—	—	—	57	9	—	—	66
GW4HBK	27	7	24	7	—	—	26	3	63
G4ZTR	—	—	—	—	36	12	—	—	48
G4SEU	—	—	42	3	—	—	—	—	45
GW7EVG	—	—	—	—	23	6	—	—	34
G7CFK	18	12	—	—	—	—	—	—	30
GM1ZVJ	1	9	—	—	2	1	—	—	13

Back-Scatter

SM5FRH (JO88), SP2JXN (JO94), SP2OFW/P (JO93) and UA2FL (K004).

By using a variety of propagation modes during July, I was able to work stations situated in 10 locator fields, IM, IN, IO, IP, JN, JO, JP, KN, KO and KP. On July 5, I caught the end of an Sp-E opening to Spain, working EB5HJF at 1705UTC. A similar event, on July 14 between 1935-2010UTC, gave s.s.b. contacts with 9H1GB and 9H5AB, both in JM75, and with 26 Italian stations in call areas IO, 4, 5, 6, 7 and 8. The area covered included JN52, 54, 61, 62, 63, 70, 71, 80 and 81. Following a meteor scatter schedule with IW5BNL (JN53) at 0600UTC on July 22, the band was found to be open to the south-east on tropo. Contacts were made with HG9PX (KN08), SP6SYD/P (JO71) and OK5A before the band faded out. The poorer phase of the aurora on July 28, between 1500-1730UTC, gave c.w. contacts with LA5JEA, LY2BJB (K015) ex-UP2BJB, SM2CKR (KP03), SK3LH (JP93), SK7JD (JO97), SM7GWU (JO79) and SP4MPB (K003). Contacts were also made with GI and GM (IP90). Although some of these contacts were over 1800km the best phase of the aurora was during the midnight session but a scheduled m.s. test at 0500UTC put me off from staying up late. The test the next morning, with HG3DXC (JN96) was successfully completed within 30 minutes. On August 1, a Sp-E opening between 1655-1745UTC, gave s.s.b. contacts with EA6PS (JM19), EB3CWZ (JN11), EA3ADW (JN11), EA7CU (IM86) and EB7NK (IM86). Conditions were very good via meteor scatter on August 4, G4YTL/TF (IP03) being worked in 20 minutes with bursts received both ways at over S8.

A trio of operators on the south coast in Dorset made the most of the good conditions during July. G6DWQ, located in Wimborne, noticed the Sp-E opening on July 5 from 1635-1710UTC. He worked two new squares by contacting EB4CYF (IN80) and EA7PZ (IM67). Jim found conditions during field day to be very poor, however tropo conditions had perked up by July 11 allowing contacts to be made with EA2AGZ (IN91) and F6GQE/P (IN92). On July 13, a contact was made with Y23KO (JO62) with SP9EWU (JO90) being heard. The Sp-E opening on July 14, between 1928-2010UTC, gave s.s.b. contacts with I4RHP (JN54), I4XCC (JN63) and IK4MEB (JN64).

Also located in Wimborne, **Steve Damon G8PYP** (DOR), found much to occupy himself with. Tropo, during the period July 10-12, accounted for EA1BCB, FA1LIX/P (JO10), FC1ADT/P (JN15), FC1DPU/P (IN87), FC1HSU/P (JN05) and F6GQE/P (IN92). More tropo between July 21-23 found F6CKZ (JN09), F6HPP/P (JN19), ON5NY (JO10) and OK1AGE/P (JO70). The Sp-E opening on July 14 gave contacts with I4RHP, I4XCC, I61QU (JN63) and I7QAU (JN80). Another Sp-E event, not mentioned by others was detected on July 21 between 1750-1810UTC, with IO5HKJ and IW9BOQ being heard. An s.s.b. meteor scatter test with IK0BZY (JN61) on July 12 at 0400UTC, was completed in less than 10 minutes. It had been arranged previously on 50MHz and Steve was fortunate to find IK0BZY

later the same evening on 50MHz to exchange QSL details.

Rounding off the trio of reports from Dorset is **Ian Galpin G1SMD**. He notes that 144MHz Sp-E openings have been very poor this year but was still pleased to work I4RHP, I4XCC and IK4MEB around 1945UTC on July 14. GW0KZG/MM was worked via tropo whilst in locator IO60, on July 27, to bring Ian's squares total up to 110.

GD4XTT (IOM) unfortunately had to go to work during most of the field day contest but did find time to work EI7M/P (TIP) and EI4ALE/P (CLW). In the Sp-E opening on July 14, contacts were made with I8WES and IW0BCF (JN61) before the band faded. A new all time county was worked on July 14 when GM4CXP (BDS) was contacted. A three-island QSO was made on July 23 when Dave worked GU2FRO (SRK) and GU3EJL (ALD).

G6MXL worked his first ever wet square when he contacted GW0KZG/MM (IO61) on July 26. Another new square was provided by EA2AGZ on July 11. A number of Italian stations were worked in the Sp-E opening on July 14 but nothing new was found.

The Sp-E opening was also heard by **Mike Hearsey G8ATK** (SRY) who managed to work I4RHP, I4XCC, I8LPR, I8WES and IK8JPI.

Ralph Sachs G2CZS (ESX) reporting for the first time to this column enjoyed the event on the 14th as it provided new countries in the shape of IO5HQJ (JM49) and IW0AKA (JN61). It was a good weekend for Ralph as he also worked, on July 15, GM3ZXH/P (JP00), EJ3GE, HB9MY and HB9QQ. The contacts with Switzerland provided yet another new country.

Andy Sillence G4MYS (HPH) was very pleased to work I6JLO (JN62) via Sp-E on July 14 as he was using vertical f.m. at the time. Running a Yaesu FT4700RH into a WX4 colinear antenna, 59+ reports were exchanged. Andy reports that following his QSO, a number of mobile stations in Southampton also heard I6JLO. He wondered if this is a record for the vertical f.m. mode? The answer to this is definitely no. For a number of years, stations located on the south coast of Cornwall have enjoyed regular tropo contacts on f.m. into the Canary Islands (EA8) at distances approaching 3000km.

Manus McClaflerty EI7EQ (Co Donegal) resident in locator square IO55 reports that he has now caught the m.s. bug since an expedition to his rare QTH by PA3DZL and PA3FOC. This recent operation utilised both c.w. and s.s.b. with some contacts being made in excess of 2000km. Manus is QRV in s.s.b. and hopes to have a c.w. system active very soon. I recently heard EI7EQ on the European v.h.f. net arranging schedules for the Perseids shower so by the time you read this he should be an experienced operator.

The 430MHz Band

Two operators **John Acton G0NFH** (AVN) and G6MXL have written bemoaning the lack of activity on this band. Outside of

contests there is very little to be heard unless there is super-tropo or a large scale aurora. You've all heard the saying "Use it - or lose it". Don't say you haven't been warned!

GW4HBK found field day to be quite useful for picking up new squares. From his QTH in the valleys of south Wales he made contacts with G4CLA/P (JO03) and G4GCM/P (IO94). Also heard was PE0MAR/P who was not quite strong enough to work. During the aurora on July 28, Dave heard GM4DIJ (LTH) on c.w. at 51A.

Ian Wright GW1MVL (CWD) made a number of s.s.b. contacts during n.f.d. including G0BWW/P (SFD), G0JSR/P (HPH), G6FRS/P (HPH), GW6ZME/P (PWS), G8OHM/P (HWR) and G8ZTT/P (CHS).

Yet another operator, G8PYP, made use of n.f.d. to work counties not normally heard. In total 20 s.s.b. contacts were made with stations in 13 counties. During the French QRP contest on July 21, contact was made with F6HPP/P (JN19). Stan OK1AGE/P (JO70) was worked at 0838UTC on July 23.

The good tropo between July 12-14 gave G6HKM contacts with DD1BR (JO32), DG4BR (JO33), DG8BAX (JO43), DL3YEE (JO42), GD8EXI (IOM), ON1AZH (JO20) and OZ/DK2UO/P (JO45). The following weekend, July 21, gave further QSOs with DL1BBW (JO43), DL2NO (JO43) and OK1AGE/P (JO70).

GD4XTT has repaired the fault on his 21-element Yagi but still has problems with his amplifier so he is restricted to 1W of s.s.b. at the moment. Recent contacts have included GD2HDZ & GD8EXI (IOM), G4EIZ (ATM), GW8ELR (FD), G3BW (CBA), G8XVJ (CHS) and G0JPF (NHM).

Andy Symonds G8DQK (CHS) is now active on both 430 and 1296MHz and is looking for skeds for either band. He runs 50W to an 18-element Yagi and 2W to a 55-element Yagi respectively. His QTH, in north Cheshire, has a reasonable take-off from east through to south-east and is passable in other directions. Contact Andy, QTHR, or via packet radio at GB7CRG.

The Microwave Bands

G6MXL is now active on both 1.3 and 2.3GHz. During the field day contest on July 7-8, Collin worked on 1296MHz, new counties in the form of Guernsey, Oxfordshire and Lincolnshire. On July 21, F6HPP/P (JN19) was worked for a new square. The contest also helped with the 2320MHz scores. Running 1W into 35m of Pope H100 cable and a single Tonna Yagi, contacts on s.s.b. were made with G0FCT/P (DOR), G3NNG (OFE), G3ULT/P (HPH), G3YGF/P (DOR), G4HGU/P (DYN) and G8VOI/P (IOW). Subsequent contacts on the band include hearing G3AUS (DYN) on July 19 and QSOs with GU8IRF (GUR) on July 21 and G8OPR (HPH) on July 24.

Another operator to make use of n.f.d. was G6HKM. In total, Ela worked 36 stations in 9 counties on 1296MHz. There were good tropo conditions on July 14, contacts being made with OZ/DK2UO/P (JO45), G8AAP and G8SSL, both in Nottinghamshire. Good tropo prevailed on

QTH Locator Squares Table

Station	50	70	144	430	1296	Total
GJ4ICD	407	—	263	119	59	848
G3IMV	228	—	430	125	51	834
G3JXN	204	22	187	134	88	635
G6HKM	235	—	219	109	46	609
G1KDF	258	—	183	104	37	582
E15FK	314	—	187	58	—	559
G0DAZ	146	—	221	137	39	543
G6HCV	309	—	233	—	—	542
G3UVR	—	50	257	140	83	530
G4LUX	—	—	372	120	—	492
G4RGK	—	—	284	124	50	458
G3XDY	—	—	206	148	91	445
G1SWH	185	26	156	59	—	426
G4DEZ	55	—	249	49	49	402
G0LBK	—	—	260	89	46	395
G8DER	—	22	183	110	78	393
ON1CAK	—	—	280	53	11	392
G8LHT	79	19	185	93	14	380
G1EFZ	—	—	263	93	—	388
G4XEN	—	—	274	111	—	385
G1DWQ	239	—	144	—	—	383
GAMUT	82	22	153	93	31	381
ON1CQD	43	—	255	56	7	361
G1LSB	44	—	172	143	—	359
G0EVT	88	—	209	57	—	354
G4ASR	268	38	—	41	3	350
G4ARRA	—	—	255	80	—	335
G3COJ	—	—	186	103	44	333
G8PNN	7	24	129	99	64	323
G4SSO	—	—	229	93	—	322
G4FRE	—	—	102	146	72	320
G4TIF	—	—	200	110	—	310
G8PYP	166	2	108	32	—	308
G4DHF	—	—	307	—	—	307
G1EGC	—	—	198	80	23	302
G8HHI	—	—	148	110	38	296
G4ZTR	78	28	104	50	30	290
G6MGL	—	—	141	89	59	289
G4NBS	—	—	119	105	63	287
DL8FBD	—	—	280	—	—	280
G8ATK	—	—	143	91	45	279
GM0HBK	111	1	142	15	—	269
GW6ZVM	118	—	143	6	—	267
GAPCS	—	—	258	3	—	261
G1GEY	—	—	188	77	11	256
G3NAQ	—	—	175	80	—	255
G0FYO	100	—	151	1	—	251
G6STI	—	—	152	69	24	245
G6DZH	—	—	156	87	—	243
G3FPK	—	—	241	—	—	241
G6MXL	52	22	97	48	20	239
G4IGO	—	—	238	—	—	238
G0EHV	—	—	160	75	—	235
GW4FRX	—	—	231	—	—	231
GM4CXP	—	—	198	31	—	229
G1SMD	115	—	106	—	—	221
GADOL	—	—	216	—	—	216
G4MEJ	—	—	213	—	—	213
G8LFB	—	—	209	—	—	209
G8MKD	—	—	150	49	—	199
GJ6TMM	—	—	151	48	—	199
G4YCD	—	—	197	—	—	197
G1TCH	94	—	95	6	—	195
G1JUS	—	—	192	—	—	192
G8XIR	—	—	123	—	62	185
G0NFH	54	26	73	16	8	177
G7ENF	59	—	89	24	—	172
G7ANV	—	—	153	—	—	153
G4FVK	—	—	79	49	22	150
G4AGQ	—	—	104	42	1	147
G8XTJ	29	—	116	—	—	145
G6MEN	41	2	63	26	4	136
GW4VXX	10	—	117	—	—	127
G1WPF	—	—	97	29	—	126
G0FEH	—	—	101	24	—	125
G0ISW	45	—	59	17	—	121
GW1MVL	—	—	109	7	—	116
G1IMM	—	—	98	17	—	115
G7CFK	109	—	—	—	—	109
G1CEI	11	—	77	18	—	106
G4OWA	—	—	103	—	—	103
GM0GDL	—	—	81	22	—	103
G7CLY	—	—	100	2	—	102
G1SWH	—	—	148	53	—	101
G4WHZ	—	—	76	—	7	83
G0GTF	76	—	—	—	—	76
G0HEE	—	—	73	—	—	73
G4HUY	—	—	73	—	—	73
G1NVB	—	—	73	—	—	73
G0HDZ	—	—	64	—	—	64
GM1ZVJ	6	—	48	—	—	54
GM0JOL	—	—	47	—	—	47
G2OHV	—	—	33	7	2	42
G7AHQ	—	—	34	—	—	34
GW7EVG	—	—	16	—	—	16

No satellite or repeater QSOs
Starting date January 1 1975

the following weekend, QSOs being made with G1KDF (LNH), FC1LJA/P (JO10) and PA0MSH (JO32). Ela made her first ever

Back-Scatter

contact with Czechoslovakia when she worked OK5A (J070) on July 22. Collin G6MXL (DOR) was worked the same day.

Peter Blakeborough G3PYB (YSW) has been making improvements to his 24GHz antenna system. Previously he used a 600mm dish with a penny feed. A measured 6dB increase in gain has been made by using a 450mm offset fed dish with the 24GHz module mounted at the focus to eliminate waveguide losses. A new receive preamplifier is located very close to the mixer diode. This feeds the i.f. system which has a 50KHz bandwidth and by necessity requires an a.f.c. system to keep signals locked in. The overall receive performance is 2-3dB better than before. Recent contacts on 24GHz have included G3PHO/P & G8AGN/P, both at 86km and G3NKL/P & G4UQI/P, both at 72km. Conditions for 24GHz work were quite poor when these contacts were made so it is expected that these distances can be improved fairly easily.

VHF News

Paul Feldhahn G7CFK, presently in Kuala Lumpur, reports that he is making contact with the Malaysian Amateur Radio Transmitting Society and the Radio Amateur Licensing authority to ascertain if permission can be obtained for 50MHz operation. Paul also mentions that he took his Morse test two days before going out to Malaysia and that his XYL telephoned him, in mid-July, to say that he was successful. Congratulations to Paul and let's hope he can get permission for 50MHz although I do recall that UK operators received Band I TV from Malaya prior to the Australian

openings last October. This would indicate that obtaining permission may prove difficult.

Tony Collett G4NBS (CBE) hasn't been very active during the past 18 months, having been diverted from DXing by running a 430MHz Packet Radio node from his QTH. Fortunately his situation was recoverable and he is again active on 70, 144, 430 and 1296MHz.

GM0GDL reports that he has moved to a new QTH in Tayside which has a very much better take off than the old location. He expects to get something up fairly quickly but it will not be until next year that the full array will be ready.

If you managed to work the v.h.f. operation from 4U1ITU on August 4-5 you may wish to know that it was operated by IK2CSR and IK2NCJ.

Geir LA5JEA (JN18) is now active on 144MHz from an oil platform in the North Sea. He is running 25W into a 5-element Quad. Look for him during periods of tropo and aurora.

In similar circumstances, **GM3ZXH/P** (JP00) can also be found on 144MHz. He is mainly active at weekends, running 50W into a 9-element Yagi.

Beacon and Repeater News

A new 50MHz beacon, **FX4SIX** (JN06CQ) became active during July. It is operating on 50.047MHz, running 10W into a 5-element Yagi beaming 050 degrees.

During September, the power will be increased to 50W and the antenna will become omni-directional. Reports of hearing the beacon can be sent to FC1GHV.

An Italian beacon, **IU** (JN34TW) can now be heard on 50.099MHz. It is uncertain if it will remain on this frequency as it is operating outside of the recognised IARU beacon sub-band.

Terry Cooper G4XOP of the Mid Cornwall Beacon and Repeater Group has passed on details of re-installation of the beacons following storm damage earlier in the year. The building now has been re-roofed and the GB3CTC beacons on 70.030, 144.915, 432.970 and 1296.860MHz are again operational. The 70MHz beacon is however working on low power. Problems still exist with the 50MHz beacon which is causing interference but the group hope to have this resolved soon. This beacon has been allocated a frequency of 50.042MHz.

The Oxford u.h.f. repeater **GB30X** has been closed down and the equipment is having a complete overhaul. The site is also being changed. Further details about the Ridgeway Repeater Group can be obtained from G4XUT.

Help Wanted

Dave Law G0LBK has been running high speed c.w. meteor scatter for some time with an IC-202 transceiver. He is changing the system to an FT-707 and transverter and doubts whether this system

will key very fast. Dave has heard of some operators using audio keying via the microphone socket and wonders if anyone knows of a suitable circuit for m.s. applications. On a similar tack, Dave is also looking for a program to enable his PC to be used as a high speed keyer. Any offers?

QRZ Contest!

The entire month of September has been scheduled as a 1296MHz activity contest by the RSGB. Other microwave events include a 430MHz-24GHz contest on October 6-7, with the final 10GHz cumulative contest coinciding on October 7, and the start of a series of 1.3-2.3GHz cumulatives on October 9.

The 70MHz Trophy contest has been scheduled for September 16. It will take place between 0900-1600UTC.

The c.w. enthusiast is well catered for, with 144MHz cumulative contests arranged for September 21 and October 5 and a 50MHz c.w. event on September 30. The German c.w. contest, AGCW-DL, will be held on September 22, between 1900-2300UTC. I can send you a copy of the rules, on receipt of a stamped addressed envelope, or via packet radio if requested, at GB7TCM.

The Scandinavian activity contests will be run on the following dates. Microwave activity on October 1, 144MHz on October 2 and 430MHz activity on October 4.

Deadlines

Please send your letters to reach me no later than the end of September. The target dates for the following two issues are October 29 and November 30. I can also receive messages via packet radio at my mailbox GB7TCM.

Back-Scatter

RTTY

Mike Richards G4WNC

Those of you who read the editorial comment will already be aware that this is the last of the RTTY columns. The decision to stop has not been taken lightly and has been based largely on the lack of feedback from readers. It is very difficult to maintain a regular column on a narrow subject without some contribution from the readers. Another factor, of course, is the declining interest in RTTY and the increase in Packet activity. Whilst I fully support the current progress with the Packet network, the RTTY decline is sad. My concern is that if the simple modes such as RTTY are not supported, the basic skill levels of amateurs will decline. These simple modes are a great way to understand the basic problems associated with data communications over radio - many of which are invisible to the Packet operator. That's quite enough of my opinions, so let's look at the future.

You will have no doubt noticed that, in recent months, I have concentrated on equipment reviews. The reason for this is that, in the past, been difficult to find room for these reviews in the main part of the magazine. Although I haven't received much feedback on this, it does appear to be a popular feature. In fact, it is part of my new brief to continue to review data comms

equipment, so this aspect will continue.

I also have a commission to produce some new initiatives that you should see appearing over the next few months. As to the detail, I'm afraid you will have to watch the Editor's comment for the launch.

So back to this month, I thought it would be interesting to cover a slightly different area of data communications, but one that I know has much amateur interest. This is simply using your existing decoding equipment to listen to other services on the h.f. bands.

So what can you receive and what equipment is required?

There are many data services transmitted on h.f., but one of the most

interesting is the Press Agencies. Although most of the major western agencies now use satellite links for their networks, there is still plenty to hear. Some of the easiest to receive, in the UK, are from the Middle East and, of course, these are so often topical. The most common format for these transmissions is a speed of 50 baud and a shift of 425Hz. The main languages used are French and English, so you can almost always find a Middle East country sending English news. The secret is knowing the transmission times, as all the Press stations operate to a fixed schedule. The place to find these schedules is the *Guide to Utility Stations* by Joerg Klingenfuss - this is available from the *PW* Book Service. The

section to make particular note of is the Chronological Guide to Press Transmissions.

Just to get you started, here are a few stations you might like to try:

These stations use 50 baud and 425Hz shift. The format used is frequency, call sign and English transmission times.

10.543MHz, Y2V54, ADN Berlin, every hour on the hour.

8.030MHz, IRF50, ANSA Rome, on the hour most hours from 0700UTC to 2100UTC.

12.085MHz, RCB55, TASS Moscow, on the hour most hours from 0700UTC to 2100UTC.

7.959MHz, 9BC23, IRNA Tehran, 1000UTC then on the hour from 1500UTC to 2100UTC.

15.935MHz, SUA291, MENA Cairo, 1200UTC, 1700UTC, 2000UTC.

Another interesting mode that can also be very useful to the amateur is FAX. On h.f. the majority of FAX stations transmit a variety of weather charts. Besides giving interesting general weather information, the charts can be used very effectively for predicting propagation enhancements on the v.h.f. bands. The range of information sent is really amazing and ranges from

G6XBH G1RAS G8UUS

Visit your Local Emporium
Large selection of New/Used Equipment on Show

AGENTS FOR:

YAESU • AZDEN • ICOM • NAVICO • ALINCO

ACCESSORIES:

Welz Range, Microwave Modules, Adonis Mics, Mutek Pre-Amps,
Barenco Mast Supports, DRAE Products, BNOS Linears & P.S.U.'s
★ ERA Microreader & BPS4 Filter, SEM Products ★

AERIALS, Tonna, New Diamond Range of Mobile Whips, Jaybeam
BRING YOUR S/H EQUIPMENT IN FOR SALE

JUST GIVE US A RING

Radio Amateur Supplies

3 Farndon Green, Wollaton Park, Nottingham NG8 1DU
Off Ring Rd., between A52 (Derby Road) & A609 (Ilkeston Road)
Monday: CLOSED Tuesday-Saturday: 10.00 a.m. to 5.00 p.m.

Tel: 0602 280267

R.A.S. (Nottingham)

R.A.S. (Nottingham)

SYON TRADING 16 THE RIDGEWAY FETCHAM, LEATHERHEAD, SURREY. KT22 9AZ Tel. 0372 372587 Callers by appointment only

Speaker Mike £7-95 N Plug (for RG58) £1-85 each or 3 for £5-25, 5 for £8-50
£1 BARGAIN PACKS: Bead tantalum caps. 12 x 0.33uF 35v 10 x 4.7uF 10v 8 x 15uF
16v 8 x 47uF 10v 8 x 330uF 6.3v Axial electrolytic caps. 20 x 100uF 10v 20 x 220uF 25v
20 x 470uF 35v 15 x 4700uF 16v 12 x Moulded chokes mixed values 20 x Skeleton pots
mixed values 15 x 0.1uF 50v(CK05) 12 x 0.1uF 50v Disc 12 x small coil former 8 x
mixed silver mica 5 x grey skirted knob 12 x ZTX107 (plastics BC107) 5 x 2N2222A
4 x matched Schottky diodes (ideal ring mixer) 4 x 5v 0.4A regulator (TO 220) 12 x
BSX26 (NPN 350 Mhz. switch) 4 x 2N5495 (NPN 50w 7A TO 220) 10 x BCY72 (PNP
200 Mhz. 200ma.) 8 x 0.047 uF 1500v tubular **Special offer** BF981 60p (6 for £3) &
BFR91 65p (5 for £3) **PLUS BARGAIN PACKS AS PREVIOUSLY ADVERTISED**

ALSO STOCKED :- Malsor Kits - Nevada Products - Spectrum Kits -
Resistors - Capacitors - Diodes Switches - Regulators - Cable -
Semiconductors - Connectors - **ACCESS: VISA: CHEQUE p/p 75p**
Components & Amateur Radio Equipment Purchased

NORTH WALES RADIO RALLY

AND ELECTRONICS FAIR

Fourth two day event to be held in North Wales at the
**ABERCONWAY CONFERENCE CENTRE,
LLANDUDNO**

on

**Saturday/Sunday, 20th/21st October, 1990
11.00am-4.30pm**

Bring and Buy at ground floor level in the new
Arcadia Theatre, raffles, snack bars, etc.

146 stalls including RSGB Book Stall, many Club
Stands, Computers, Components, Radio Electronics,
27/234MHz, Satellites, Data Transmission, TV and
lots more.

Bring the family for the weekend. Ample accommoda-
tion at low winter rates. One hour from Manchester
via new dual carriageways all the way to rally.

**Ample Free Parking. Talk-in on S22 and SU8
Admission £1.00
(OAP 50p. Children under 14 free)**

RADIO AMATEURS EXAM? PASS FIRST TIME!

**Before you enrol check the benefits of
RRC'S unique Home Tuition Service**

RRC has helped thousands of students to success in their
examinations with this unique system of postal tuition, one which
guides you, step-by-step, to qualify in the shortest possible time.
Only The Rapid Results College offers you all these advantages:

- | | |
|----------------------------------------------------------------------------|-------------------------------------------------------------------------------------|
| <input checked="" type="checkbox"/> A qualified personal tutor | <input checked="" type="checkbox"/> Free advice before you enrol |
| <input checked="" type="checkbox"/> Study material prepared by specialists | <input checked="" type="checkbox"/> Telephone Helpline |
| <input checked="" type="checkbox"/> Completely self-contained courses | <input checked="" type="checkbox"/> Free 'How to Study' Guide |
| <input checked="" type="checkbox"/> Handy pocket-sized booklets | <input checked="" type="checkbox"/> Instalment Plan |
| <input checked="" type="checkbox"/> Personal study programme | <input checked="" type="checkbox"/> Free Postage on course material |
| <input checked="" type="checkbox"/> Regular marked tests | <input checked="" type="checkbox"/> Worldwide Airmail Service |
| <input checked="" type="checkbox"/> Courses regularly updated | <input checked="" type="checkbox"/> Extra tuition free if you don't pass first time |
| <input checked="" type="checkbox"/> 48 hour despatch | |

POST COUPON TODAY FOR FREE RADIO AMATEURS PROSPECTUS
Please send me my prospectus as quickly as possible.

Mr/Mrs/Miss/Ms _____

Address _____

Postcode _____



RRC The Rapid Results College



Dept. JX102, Tuition House, London SW19 4DS. FREE ADVICE: 081 947 7272 (9am-5pm)
PROSPECTUS: 081 946 1102 24 hour Recordcall Service quoting Dept. No. above).

TENNAMAST FOR TILTOVERS

GM60AL - GM4VHZ - GMONHH

Our wind up, tiltover Tennamasts are ideal for HF
and VHF beams. Designed and professionally built
by amateurs for amateurs, they are safe and easy
to use, slim, elegant and economically priced from
£215. Immediate delivery.

BEAM KITS Homebrew your own GM4UTP 5
Band Quad or VK2ABQ Beam with our low cost kits.
We can supply Head Units separately to suit, 2-3".

- ☒ Call 05055 3824 (24 hours) for
Brochure and Info plus
friendly technical advice

TENNAMAST SCOTLAND
81 Mains Road, Belth, Ayrshire KA15 2HT



ARC-44 Airborne T/RX compact unit for use in Helicopters covers freq range 24 to 51.9 Mc/s in 280 100Kc
steps F.M. nom O/P 8 watts into 50 ohm comprises T/R, Dynamotor, C/Bx for use on 28v DC uses min & sub min
valves reqs approx 5 amps supplied with mike pre amps & set circs. £37 also available with 8ft fibre glass whip,
base & matching unit. £53. **ARMY MAST KIT** 36/48ft comprises 13x4ft6" sections 2 1/2" dia (12+1 spare) rated
loading 50lb at 36ft supplied with guys, stakes, base etc sections have swaged and with locating pegs new cond.
£135 or £115 collect. **AERIAL LOOP ASS** part of Marconi AD7092 AOF equip flat book type loop freq 150Kc to
2 Mc/s with drive motor & slipring unit, Desyn & Selsyn Tx units with circ. £23. **MARCONI TF1041B VTVM**
General purpose unit for 240v, 100 Meg DC5 Meg AC, DC volts 300 Mill/V to 1 Kv FSD 8 ranges AC volts 300
Mill/V to 300v FSD 7 ranges Resistance 50 ohm to 500 Megs FSD in 8 ranges RF probe to 500 Mc/s neat unit in
bench case size 11x8x7" with large meter tested with book. £38 **SIG GEN** Marconi TF995/A2 general purpose
AM/FM sig gen 1.5 to 220 Mc/s with var AM Mod & FM deviation, fine & coarse atten, RF/AM/DEV meter, in
table case size 17x12x8" tested with circs etc. £115 few also TF1066 AM/FM 10/470 Mc/s **PHOTO FLASH**
CAPS special rapid discharge caps for use in photo flash or other applications req rapid discharge rated 215 uF at
2.5Kv DC Pk size 8x4x10" £19 **AIRCRAFT RADIO** STC type STR.37E VHF A/C T/Rx freq 116 to 135.50 Mc/s
in 50 Kc chan Tx AM O/P nom 1 watt, AF O/P 50 ohm, provision for Meg & Carbon Mike very compact unit with
all controls on front panel i.e. Megs & Kc sel Vol & Sq. ext size 6x4x10" reqs 24/28v DC 250 Ma Rx supplied
tested for Rx only with circ & connec details. £65 **TAPE AUDIO** on 7" spools 1 1/2" 1800ft at present recorded with
morse training lessons 4 tapes £11.50 (one set 12 tapes £26) **REMOTE DIGITAL DISPLAY UNIT** with shaft
encoder with count up or down to 999.5 in 1/2 digit steps for 240v. £25.

Above prices include carr/VAT.

Goods ex equipment unless stated new.

SAE with enquiry or 2x20p stamps for List 45/1

A.H. SUPPLIES

Unit 12, Bankside Works, Darnall Rd, SHEFFIELD S9 5HA.
Phone. 444278 (0742)

ENTERPRISE ERA RADIO APPLICATIONS LTD.



NOW WITH
VERSION 3
SOFTWARE

ERA LTD
26 CLARENDON COURT
WINWICK QUAY
WARRINGTON WA2 8QP
Tel: (0925) 573118.



All prices
include VAT
& P&P

£154.95

MKII MICROREADER

The Microreader is a small compact unit that allows anyone equipped with a suitable SW receiver, to read Morse & RTTY signals simply and without fuss. No computers, interfaces or program tapes are needed, just connect the Microreader to the ear or speaker socket & switch on. The decoded words appear on the built in 16 character LCD display screen.

The Microreader contains all the filtering & noise blanking needed to allow reception even under bad conditions. A three colour bargraph tuning indicator makes precise tuning simple, while shift indicators take some of the guess work out of RTTY. Despite the fact the Microreader contains two fast processors (12 MHz), it is extremely quiet generating virtually no RFI. The Microreader can also if you wish, transfer the decoded messages to any printer, computer or terminal unit equipped with an RS232 port.

In the tutor mode, the Microreader will send random groups of characters with variable speed & spacing, or plug in your own morse key to check your sending. In both cases the characters are shown on the display.

The MkII Microreader comes complete with audio lead & demonstration tape. Full technical support & advice & upgrade service.



Price £99.50

SEE
REVIEW
PW SEPT 89

BP34

The BP34 audio filter helps you hear weaker stations by eliminating adjacent channel & wide band noise interference. A must for SWLs/Contest groups/CW operators/Weather Fax users.

Easy to connect & use but despite its apparent simplicity, the BP34 has the highest performance specification of any filter you can buy. Exceptionally sharp cutoff, 80dB of stopband rejection & less than 0.3dB passband ripple makes the BP34 more versatile than a whole set of expensive crystal filters!

To order or for more information ring or write. We are open Saturdays for personal callers.

Also available from:

Electromart	— Swansea	Third Eye	— Aberdeen
Flightdeck	— Stockport	Wants	— Plymouth
Johnsons SW	— Worcester	Ward Ect	— Birmingham
R.A.S.	— Nottingham	Waters &	— Hornchurch
Star	— Tyne & Wear	Stanton	— Essex

All Products unconditionally guaranteed
for 2 years.

Books for
radio amateurs

NAVICO

**ELLIOTT
ELECTRONICS**

for the Radio Enthusiast

MICROWAVE MODULES

INSTANT HP
AVAILABLE

QSY
OLD
MAN TO

AERIAL
ACCESSORIES
AND
MASTS

APPOINTED
DISTRIBUTOR

**JAYBEAM
AMATEUR
ANTENNAS**

RIGS, ANTENNAS, SWR BRIDGES,
POWER SUPPLIES, TEST GEAR,
COMPONENTS, MORSE KEYS, COAXIAL
CABLES, ROTATORS, MICS, PLUGS
AND SOCKETS, SWITCHES

Call us on (0533) 553293
OR COME AND LOOK AROUND AT
26/28 Braunstone Gate, Leicester

LOSING DX?

ANTENNA TUNER, reduce interference and **BOOST RECEPTION** 100kHz-30MHz, ideal for **INDOOR ANTENNAS**, get **MORE DX**, £31.30.
ANTENNA NOISE BRIDGE, find antenna faults, measure resonance and radiation resistance — without transmitting, £27.90.

Each fun-to-build kit includes all parts, case, UK postage etc.

CAMBRIDGE KITS

45 (PK) Old School Lane, Milton, Cambridge.

The "SRW KILOWATT"

Covers all 9 HF Bands. Weighs under 7Kg. Has internal mains PSU! Matches small rigs size wise (747 etc.). Only 14" wide, 10" deep, 5" high!

Order now whilst you can still buy direct from the designers:

SRW Communications Ltd., ASTRID HOUSE, The Green, Swinton, MALTON, North Yorks. YO17 0SY. Tel 0653 697513. Please write or phone Steve Webb, G3TPW, for details and leaflets.

S.E.M.

UNIT P, UNION MILLS, ISLE OF MAN
Telephone: (0624) 851277

S.E.M. Q.R.M. ELIMINATOR MKII. This device can phase out completely local interference of ANY KIND. Connects in your aerial feeder and covers 100kHz to 60MHz. You can transmit through it. £89.50 incl ex stock.

HI Q RECEIVER AERIAL MATCHING UNIT. Provides a high selectivity impedance match for wire or co-ax fed aerials to your receiver £65 incl ex stock.

S.E.M. TRANZMATCH MKIII. The only Aerial Matcher with UNBALANCED and TRUE BALANCED OUTPUTS. 1kW 1.8-30MHz, £149.50. Built-in EZITUNE (see below), £49.50. Built-in Dummy Load, £9.90 ex stock.

EZITUNE. Allows you to TUNE UP on receive instead of transmit. FANTASTIC CONVENIENCE. Stops QRM. Boxed unit, £55.00. P.C.B. and fitting instructions to fit in any ATU, £49.50.

FREQUENCY CONVERTERS. V.H.F. to H.F. gives you 118 to 146MHz on your H.F. receiver, Tune Rx, 2-30MHz, £75.00 ex stock.

H.F. to V.H.F. gives you 100kHz to 60MHz on your V.H.F. scanner, £65.00 ex stock. Plug in aerial lead of any receiver. Tuning from 100MHz up.

2 or 6-METRE TRANZMATCH. 1kW, will match anything, G2DYM or G5RV? on VHF. £45.00 ex stock.

DUMMY LOAD. 100W THROUGH/LOAD switch, £32.00 ex stock.

VERY WIDE BAND PRE-AMPLIFIERS. 3-500MHz. Excellent performance. 1.5dB Noise figure. Bomb proof overload figures. £42.00 or straight through when OFF. £47.00 ex stock.

R.F. NOISE BRIDGE. 1-170MHz. Very useful for aerial work measures resonant freq. and impedance. £55.00 ex stock.

IAMBIC MORSE KEYS. B-50 w.p.m. auto squeeze keyer. Ex stock. Ours is the easiest to use. £55.00. First class twin paddle key, £32.00 ex stock.

TWO-METRE LINEAR/PRE-AMP. Sentinel 40: 14x power gain, e.g. 3W-40W (ideal FT290 and Handhelds), £105.00. Sentinel 60: 6x power, e.g. 10W in, 60W out, £115.00. Sentinel 100: 10W in, 100W out, £145.00. All ex stock.

H.F. ABSORPTION WAVEMETER. 1.5-30MHz, £45.00 ex stock.

MULTIFILTER. The most versatile audio filter. BANDPASS Hi Pass, Lo Pass and two notches. Frequency and Bandwidth adjustable 2.5kHz-20Hz, £88.00 ex stock.

HIGH PASS FILTER/BRAID BREAKER. Cures T.V.I., £7.95 ex stock.

CO-AX SWITCH. Three-way + earth position. D.C.-150MHz, 1kW, £32.00 ex stock.

12 MONTHS COMPLETE GUARANTEE INCLUDING TRANSISTORS

Prices include VAT and delivery. C.W.O. or phone your CREDITCARD NO. Ring or write for further data or catalogue. Orders or information requests can be put on our Ansaphone at cheap rate times. Remember we are as near as your phone or post box.

Back-Scatter

basic surface predictions, much like the TV weather reports, through to details such as upper air wind directions and pressures. If you are interested in DX, it's possible, with standard amateur FAX equipment, to receive good quality charts from the Far East. These often include Chinese manuscript and Typhoon warnings!

The most common format used for these charts is a drum speed of 120 r.p.m. which is the same as that normally used by amateurs. The IOC is either 288 (the amateur standard) or more commonly 576. One very useful feature of most commercial FAX transmissions is that they are designed for automatic reception and so include standard start, stop and synchronisation sequences. This enables amateurs with suitable equipment to take advantage of this automatic mode. I'm sure many of you will have seen the impressive full disk Meteosat photographs. Well most people seem to think that the only way to receive these images is with specialist satellite equipment - not true! These images are in fact re-broadcast on I.f. by Offenbach Meteo on 134.7kHz. Although the images can be received on the simplest of systems, the best results are to be achieved with equipment that can receive the image with a fine grey scale.

For those who would like to try their hand at satellite image reception, the following list of frequencies and times should help:

134.2kHz, Offenbach Meteo, 0103UTC, 0144UTC, 0315UTC, 0643UTC, 0852UTC, 1225UTC, 1244UTC, 1300UTC, 1539UTC, 1843UTC, 2143UTC,

12.730MHz, USCG San Francisco, 0326UTC, 0339UTC, 1503UTC, 1515UTC, 1741UTC, 2030UTC, 2041UTC.

16.410MHz, USN Norfolk, 0200UTC, 0515UTC, 0545UTC, 0745UTC, 1115UTC, 1400UTC, 1715UTC, 1745UTC, 1945UTC,

2315UTC.

For the reception of straight forward charts, the following stations are worth monitoring:

13.597MHz, Rome Meteo, IMB 56.
4.782MHz, Bracknell Meteo, GFE21.
10.536MHz, CFH Halifax Canada.
13.882MHz, Hamburg Meteo, DDK6.
8.454MHz, Athens Meteo, SVG4.

Finally on the FAX front, press pictures from Buenos Aires can be received on the following frequencies, providing your equipment can receive 60 r.p.m. 288 IOC images.

17.672MHz, LQZ 67
10.720MHz, LRB 72
13.753MHz, LRB 75
10.679MHz, LRN 2
18.433MHz, LRO 83
18.093MHz, LRO 84
21.770MHz, LRO 89

For more details of FAX stations, the *Klingenfuss Guide to Facsimile Stations* is very good.

Interference Help

I think most operators who use computers with radio will at some time have suffered interference either with the radio affecting the computer or vice versa. One of the most useful aids to solving these problems is the ferrite bead or ring. The only snag being when you want to use a bead or ring on a lead with a moulded plug. The simplest solution is to use a split ferrite bead that can be fitted on the lead without detaching the plug. One supplier of these beads was TMP Electronics run by GW3TMP. The latest news is that he has now sold TMP and started a new company called Ferromagnetics. Besides selling a useful range of split ferrite beads, he also carries a range of iron powder and ferrite toroids. These are of particular interest to

TECHNICAL DEPARTMENT	
WE HEREBY CONFIRM YOUR RECEPTION OF OUR... <u>FRENCH</u>	
NEWSCAST ON <u>36.198.9</u> FROM <u>15:05</u> TOGMT	
THE STATION YOU HEARD WAS SUDAN NEWS AGENCY (SUNA)	
BROADCASTING ON <u>19463</u> KHZ.	
MODULATION : RTTY (50 BAUD)	
SHIFT : 425 HERTZ	
TX. POWER : 10 KW	
ANTENNA : LOG PERIODIC - HORIZONTAL POLARIZATION	
DATE : <u>19-7-1988</u>	SIGNATURE <u>YASIR A. HUSSEIN</u>
SUDAN NEWS AGENCY	
P. O. BOX 1506	
KHARTOUM	
SUDAN	

Sudan News Agency,
General Manager
Date: 19-7-88

Fig. 1: Some utility stations will even QSL if you send a good report as this card from the Sudan News Agency illustrates

the home constructor as they have many applications in r.f. design. For more information the Ferromagnetics address is: PO Box 577, Mold, Clwyd, North Wales CH7 1AH.

Readers Letters

I have a heartening story for this month. Regular readers may remember that I recently made a plea on behalf of a Bulgarian amateur for details of RTTY and c.w. software for the Dragon 32 computer. Milen LZ2MP recently wrote to tell me that he had received a parcel containing RTTY and c.w. programs on tape, complete with user manuals and the *Radioteletype Press Broadcast Handbook*. The surprising point about the parcel was that it was sent anonymously! So if the sender is reading

this, Milen has asked me to pass on his thanks for a very generous gesture.

BARTG Sandown Park Rally

A last minute reminder of this popular rally that takes place on Sunday September 9 at the Sandown Park racecourse near Esher. I will be on the PW/SWM stand, so please come and have a chat.

Finale

Well, that's about all from me, but before I go, I would like to thank all the readers and suppliers that have supported the column over the past couple of years. I will still be contributing the 'Decode' column in *Short Wave Magazine* - join me there.

Microsat Status Report

Harold Price NK6K, has provided via the AMSAT News Service a complete run down on the ongoing MICROSAT Bulletin Board System (BBS) software development effort. Working in close collaboration with Harold is **Jeff Ward K8KA**, at the University of Surrey (UoS) on the UO-14 BBS Software. The following is a brief synopsis of the current progress.

It was earlier decided to use UO-14 as a test bed for all of the MICROSAT BBS development work, and Harold points out that there are several advantages to this. Firstly, all software developed for UO-14 is completely portable to the MICROSATS due to the programmers call for high-level Application Programming Interfaces (API). The APIs hide the differences between the different computer architecture of the MICROSATS and UO-14. They perform the 'nitty-gritty' tasks that are peculiar to the hardware of a particular computer system. For example, one of the most common

tasks performed by all computer systems is Input/Output (I/O) operations. Thus, to the programmer it makes little difference if the BBS Software he or she is writing is for the MICROSATS or for the Packet Communication Experiment (PCE) on UO-14, as long as he uses the APIs.

Another advantage for using UO-14 as a test bed is the 9600 baud uplink/downlink that it uses. Harold says that he can load in new software in two passes of the satellite as compared to eight passes for the

MICROSATS, as the MICROSATS use the much slower but more common 1200 baud rate. Furthermore, UO-14 has a completely separate computer system for the PCE operations. The UO-14 On-board Computer (OBC) which controls the satellite is unaffected by what happens with the secondary PCE computer. So if the the BBS software crashes, UO-14 will continue to operate normally. If the BBS software causes a crash of the OBC on a MICROSAT, a great deal needs to be reloaded. Although

an OBC crash doesn't put a MICROSAT at great risk, it is inconvenient to the users. Except for DOVE, most software reloads of a MICROSAT OBC are not very difficult to accomplish.

Now to go through the list of MICROSATS to give the present status for each one.

AO-16

AO-16 is in good shape. RAM memory tests are now virtually complete in preparation for uploading the BBS software, which was targeted to be installed and operational by August. Until then digipeating operation will be possible. A-O-16 PACSAT is on 437.025MHz, in the same orbit as all the other MICROSATS, but appearing some 25 minutes ahead of UOSAT-OSCAR-14.

DO-17

DOVE flies again! Until mid July, DOVE

Back-Scatter

Amateur Satellites

Reports to

Pat Gowen G3IOR

17 Heath Crescent

Hellesdon, Norwich, Norfolk NR6 6DX

Back-Scatter

DO-17 was still transmitting on 'S'-Band only, but was getting top priority ranking for the recovery effort. Full re-emergence was delayed due to an unexplained anomaly in the S-Band transmitter, and **Bob McGwire N4HY**, had to rely exclusively on this S-Band transmitter because the 145MHz transmitter blocks the 144MHz receiver on DOVE. This anomaly required him to use his considerable programming skills in writing special Digital Signal Processing (DSP) software to work around this problem.

Bob was connected through a phone patch to the Boulder Colorado QTH of **Bill McCaa KORZ**, in order to take advantage of Bill's high quality S-band station in an intense effort to bring DOVE back to life on two meters, because Bob's own s.h.f. station was some 5dB short of the S/N ratio needed for reliable reception. Thus, whilst Bill KORZ provided his downlink station, Bob used his own 145MHz station to uplink the software to DOVE. In what amounts to an all-time packet radio first, he listened by ear for the 'ACK' acknowledge packets to decide if he needed to re-send each 128 byte packet. N4HY was using his own special bootloader to upload 50000 bytes of software instead of the resident ROM based MICROSAT Bootloader (MBL). (This new DOVE bootloader will only send an 'ACK' when it receives a good packet stream, but will never send 'NACK's). If N4HY therefore did not hear an 'ACK' for a particular uplinked packet, he assumed that the packet was not received by DOVE, and he manually sent it again. This 'auditory' packet software loading technique worked well. Although many might view this as a futile effort, N4HY has chided himself for not thinking of this technique several months ago. As he himself puts it: "What a hack...but no reason it shouldn't work!" It did, and the primary ingredient to making it happen was the outstanding S-band station of KORZ.

On Saturday July 7, after the success of all of the above patient work, DOVE again crashed, so evidenced by MBL transmissions from the S-Band beacon. Analysis was immediately undertaken to determine whether the crash was due to a problem in one of the tricky software upload sessions or, less likely, another hardware problem. On Sunday July 8 at 0230UTC N4HY was able to successfully command DOVE back on 145.825MHz and, for a short time, the familiar ASCII telemetry was heard again. However, by the time DOVE reappeared over North America at around 0500UTC, it was evident that its on-board computer (OBC) had crashed yet again! During the short time in which DOVE was sending its telemetry, KORZ copied several minutes which N4HY subsequently studied to evaluate the health of the spacecraft. From these first few frames of telemetry, N4HY declared that DOVE's batteries were in excellent condition with the bus voltage showing 10.9V. Also, the RAM memory appeared to be in good condition. Overall, DOVE has survived its four month hiatus very well.

In spite of the initial setback in returning

DOVE to regular service, N4HY and KORZ persisted in loading software into DOVE using the 'auditory' method, i.e., using the ear to tell when a packet stream has been successfully received and then manually sending the next packet group. N4HY stated that he thought one of the probable causes of the OBC crash was due to his thinking he heard an Acknowledge packet when in fact there was no 'ACK' during the software loading process.

After a four month sojourn in a computer coma, DOVE OSCAR-17 finally returned to active service on July 22 at 0241UTC when N4HY commanded to keep its 145MHz transmitter on. As it passed over the horizon at his QTH, he knew immediately that the tedious and time consuming 'auditory' software loading process had been successful and that this time the on-board computer would not crash. Later, ZS6HKV heard DOVE's 145MHz beacon on 145.825MHz at 0650 and again at 0826UTC over South Africa. ZS6AKV and stations in Zimbabwe heard DOVE correctly sending ASCII telemetry for 2.5 minutes and then stop for half a minute, and then repeat this cycle again and again.

At the time of writing this story, DOVE's r.f. output power is about 250mW and will stay at that level until the battery bus voltage reaches 11V. Once the batteries have charged up the battery charging algorithm in the OBC will take over and automatically increase the r.f. output to 1.5W, and this will happen soon now that DOVE battery charging is back under software control. Whilst at first it may be difficult for those with a simple station, i.e., non-tracking antennas, to hear DOVE's 250mW, those blessed with beam antennas and low-noise preamps will not have any trouble receiving the ASCII telemetry. After careful analysis, N4HY has concluded that the problem which made the software reload of DOVE so difficult was caused by an anomaly in the 'AART', the Addressable Asynchronous Receiver Transmitter board. The AART provides a bus which connects all the various modules of a MICROSAT to the On Board Computer and allows them to be controlled individually by the OBC. For reasons not yet clear to N4HY, the AART was not responding to the S-band transmitter, telling it that the OBC had correctly received an Acknowledge packet when software was being loaded using the 2m uplink command receiver. Therefore, when N4HY was listening for 'Acks' on his S-band down converter while uplinking, software was being loaded properly but the S-band was not sending the Acks as it was supposed to. The OBC was commanding that the Acks be sent, but the S-band transmitter wasn't "hearing" the command coming out of the OBC. N4HY says he now has an understanding of the problem and he and NK6K will be able to tailor their software to work around this problem. Bob says "it is not a dangerous problem, and the DOVE module is accepting commands".

DOVE is now back with us, and by the time that you read these words should be fully powered up, programmed and functional with its f.m. DIGITALKER to boot.

The many DOVE enthusiasts owe an enormous debt of gratitude to dedicated amateurs such as KORZ, N4HY and NK6K for the time, ingenuity and sheer effort that they have put in to solve a problem that would have proved very difficult on a test bench in the MICROSAT Lab, and even more difficult to work with DOVE several hundred miles in space.

WO-18

Webersat-Oscar-18 is in good shape, and the third version of the imaging software has been uploaded. The Weber State University (WSU) engineers have added more 'tuning knobs' to the picture taking software in order to improve the contrast of the earth images. Additional information has been added to the image header giving the solar array currents and horizon sensor values when the picture was snapped. These added items will provide more information about where the lens was pointed at when the picture was taken. The impact detector, which was originally designed to indicate when WO-18 was hit by micro-meteorites, is being used to verify that the c.c.d. camera iris shutter has clicked. When the shutter is snapped, the impact detector instantaneously sees the vibration that the shutter operations cause in the spacecraft structure.

Each day several images have been downloaded, and those who have 'WeberWare 1.0' programs can turn the binary data into pictures on NTSC CRT screens. Finally, the 1.2GHz Fast Scan TV receiver was tested and the horizontal sync was detected. A full image is expected to require more gain and/or much more accurate antenna pointing.

OSCAR-18 WEBERSAT is in like orbit to UoSAT-OSCAR-15, but is heard some fifty minutes ahead on a downlink of 437.100MHz with its 1200 b.p.s. b.p.s.k. sending down the binary encoded pictures.

LU 019

LU-SAT Oscar-19 is working well. The r.f. power output is thought to have been varying because of the simultaneous operation of the c.w. beacon. Once the RAM memory checking software has been finished and checked out on AO-16, the same RAM memory check will be performed on LO-19. Eventually the AMSAT-LU Group will take over all the software development for LO-19 after the BBS version is installed. At the present time all general housekeeping and monitoring tasks are performed by the AMSAT-LU team. OSCAR-19 LU-SAT is on 437.150MHz 1200 b.p.s. b.p.s.k., in common orbit but arriving some one hour ahead of the functioning new UoSAT OSCAR-14.

UOSAT

Whilst faithful UoSAT-OSCAR-11 has been active with Whole Orbit Data sent down from channels 10, 11, 19 and 29, and the 'Digitalter' is regularly activated, a

new version of the PCE Housekeeping Integration Task (HIT) has been uploaded to the UoSAT-OSCAR-14 spacecraft. In addition to providing telemetry and file broadcast, this version also incorporates digipeating. The digipeat call sign is UOSAT3 (SSID 0). All binary data (e.g. telemetry & broadcast packets) will now be sent from UOSAT3 to allow filtering with the LCALLS command. The Cosmic Particle Experiment (CPE) on UO-14 has been monitoring the Low Earth Orbit radiation environment since late April. On Monday May 21, at just before Midnight, the CPE picked up enhanced activity at high latitudes, in which the particle count rate grew by two orders of magnitude, peaking after about 8 hours, so indicating that a solar flare had occurred. There was then a slow decay until about 2200 hours on Thursday 24th, when there was a very sudden increase in auroral region activity - again by about two orders of magnitude. This activity decreased rather more slowly, with further enhancement occurring on the evening of the May 26 and the morning of the 28th. Since then, the activity has decreased further, reaching its 'normal' level by June 1. Data from this experiment are collected and analysed at UoSAT Mission Control before being passed on to RAE Farnborough. Those readers who follow propagational phenomena and solar data may wish to keep an eye on this parameter to aid forecasting and prediction.

UOSAT-3 is sending long explanatory files on 435.070MHz 9600 b.p.s. f.s.k. describing its operating protocol, and will be the first of the new style Pacsats to be fully operational. It is in polar orbit passing UK roughly every 100 minutes between 0900UTC and 0100UTC.

U-o-15

UoSAT-15 is still as before, i.e. very dead, and no new information has come in on the status of this satellite. It rather begins to look like a total loss, and that the earlier enthusiasm expressed for recovery was more than a little over-optimistic.

AMSAT-OSCAR-13 Schedule

The new Transponder Schedule for AO-13 put into effect on July 3 is expected to continue into mid-October this year. The present transponder schedule for AO-13 is as follows:

Mode-B:	MA 003 to MA 165
Mode-JL:	MA 165 to MA 190
Mode-LS:	MA 190 to MA 195
(Mode S Beacon only)	
Mode-S:	MA 195 to MA 200
Mode-BS:	MA 200 to MA 205
Mode-B:	MA 205 to MA 240

Off: MA 240 to MA 003
Omni Ant on: MA 240 to MA 060
Cross mode B and S QSOs are possible from MA 200 to 205. The current attitude estimate is BLON 207 and BLAT +1.

A-O 10

AMSAT-OSCAR-10 appears to be receiving sufficient solar energy to support

Back-Scatter

Mode-B transponder operations, therefore, the transponder is available for general use whenever AO-10 is in view at your location. Please DO NOT use the transponder if the signals are frequency modulating. The August estimate of AO-10's attitude was LON 24 deg LAT -9 deg.

Much activity has been heard on AO-10 centring around a popular calling frequency of 145.910MHz.

Pakistan/Sino 'Amateur' Satellite Launch

BADR-1, the 50kg first Pakistani 'amateur' satellite was successfully launched by a 'Long March 2-E' booster from the Xichang launch site in China at 0940 Chinese Summer Time on July 16 1990 according to SUPARCO, the Space and Upper Atmosphere Research Commission of Pakistan. BADR, an Arabic word meaning 'Dawn' and Urdu for 'New Moon' is a clone of the UoSAT-2 OSCAR-11 satellite, understood to have been created by two students from Pakistan earlier studying at the spacecraft laboratory at the University of Surrey. (They obviously learned their subject well!) The payload was placed into an elliptical rather low 198km perigee 982km apogee 28° inclination orbit Earth orbit, and is unlikely to last more than a few months before re-entry to atmosphere. The first Keplerian element set follows:-

Satellite: BADR-1
Cat. number: 20685
Epoch Year: 90
Epoch Day: 198.08455059
Element set: 7
Inclination: 28.4931 deg
RA of node: 297.7287 deg
Eccentricity: 0.0562305
Arg of perigee: 138.0890 deg
Mean anomaly: 226.3844 deg
Mean motion: 14.90429605 rev/day
Decay rate: 1.9729e-03 rev/day²
Epoch rev/Orbit: 16

Amateurs around the world have been hearing the BADR-1 145.825MHz transmissions, some thinking it was UoSAT-2 signal somehow mysteriously propagating from sub-horizon, whilst many thought it to be the new RM-1 RUDAK! It was heard up in northern Europe usually on two or three orbits coming between 2200 and 0330UTC in July, but may well be absent when you read these words. The signal compares in strength, format, sound and polarisation to UoSAT-11, and data modulation and/or modulation tones have been heard on the f.m. carrier but any data has yet to be interpreted by any AMSAT source. The transmitter can be also switched to 144.028MHz (!).

Reported by JA2PKI, BADR-1 1200 b.p.s.f.m.a.f.s.k. 8-bit Hex mode telemetry was heard at 2155UTC on July 18 by JR3FRF, who sends the following sample stating "It seems it means nothing".
80C080C0 808080C0 808080C0 808080C0
C08080C0 8080C0C0 808080C0 C0C08080
C08080C0 8080C080 808080C0 8080C080
C0C0C0C0 80C0C080 C0C080C0 80C080C0
E080C0C0 C0C0C0C0 808080C0 80C0C0C0
80C0C080 C0C080C0 808080C0 8080C0C0

Bob McGwier N4HY, describes the new satellite as being "pretty loud" on the pass over him at 0545UTC on the July 21, when it was still sending the apparently random assortment of 80s C0s and 00s. Bob noted that "it was tumbling and has some deep fades and changes polarisation at a good rate. I expect the thing to re-enter fairly quickly".

Courtney Duncan N5BF, wrote "Signals are good. r.h.c.p. is favoured giving a stronger signal, with l.h.c.p. weakest with the satellite tumbling at a few r.p.m. Modulation is a constant tone, probably 2200Hz. No data whatsoever, whilst signal levels appear to be UoSAT class, i.e. one watt or so).

Reliable sources say that this is more a Pakistan government satellite rather than amateur, and it is thus rather surprising that our exclusive amateur space service band has been chosen, and in particular the very vulnerable 144.028MHz alternative frequency, upon which a digitised speech f.m. of a lady's voice giving numbers has been heard.

The uplink of BADR-1 consists of two command receivers operating simultaneously in the u.h.f. range, possibly in the range 432-438MHz. On-board experiments are in-house monitoring of sub-systems through telemetry, and the telecommand of the satellite. Two primary ground stations with facilities for tracking, telemetry and telecommand are already in operation at Karachi and Lahore.

The mission objectives of the BADR-1 project are stated by SUPARCO as: (i) to test the performance of indigenously developed satellite sub-systems in the space environment (ii) to perform experiments in real-time voice data communications between two user ground stations, (iii) to demonstrate store-and-forward type message communication, and (iv) to educate the country's academic, scientific and amateur community in the tracking and use of low Earth orbiting satellites. Planned experiments include the monitoring of the performance of satellite sub-systems, voice communication experiment between Karachi and Lahore via satellite, and store-and-forward type of digital communication experiment.

Further Studies Examine AO-13 Decay

Continuing analysis of AO-13's orbital decay situation, more work has been recently done by an orbital dynamics expert to characterise the nature of this problem more fully. Using a very large and detailed mathematical model of the earth's gravitational field and the perturbations to AO-13's orbit due to the sun and moon, the results show a mostly linear decay, but with a few perturbations in the perigee altitude until 1992. At that point the perigee altitude will start to trend upwards until early 1994 when it will reach a peak. Then it turns around and the mathematical model subsequently predicts that the perigee altitude will plunge to 200km by mid 1996. By late 1996 the maths model shows that AO-13's perigee will reach 100km and

Satellite	NOAA 9	NOAA 10	NOAA 11	METEOR 2/16	AO-18	AO-19
Int. Design	84-123A	86-073A	88-089A	87-068A	90-005F	90-005G
Object No.	15427	16969	19531	18312	20441	20442
Element Set	600	447	300	436	94	93
Epoch Year	1990	1990	1990	1990	1990	1990
Epoch Day	183.49384590	183.38641876	183.33527313	163.84350850	176.97428079	176.96688537
Inclination	99.1681	98.5974	98.9823	82.5504	98.7032	98.7032
RAAN	183.6778	210.9907	131.6607	293.7260	253.1910	253.1992
Eccentricity	0.0014744	0.0012582	0.0011228	0.0011310	0.0013374	0.0013755
Arg of Perigee	330.1865	223.1463	239.0064	270.3251	127.5597	127.1591
Mean Anomaly	29.8464	136.8731	120.9992	89.6614	232.6799	233.0849
Mean Motion	14.12606907	14.23850599	14.11639309	13.83651108	14.28891909	14.28960538
Decay Rate	0.00000257	0.00000322	0.00000632	0.00000219	0.00000253	0.00000328
Orbit Number	28614	19677	9110	14238	2212	2212
Nodal Period	101.995534	101.205892	102.065721	104.131187	100.834763	100.829926
P-Drage	1.314E-06	1.609E-06	3.239E-06	1.192E-06	1.250E-06	1.621E-06
Increment	25.496067	25.301890	25.515106	26.161565	25.207670	25.206453
I-Drage	3.307E-07	4.048E-07	6.149E-07	2.979E-07	3.146E-07	4.078E-07
Beacon-QRG	137.620=APT 1707.0=HRPT	137.500=APT 1698.0=HRPT	137.850=APT 1707.0=HRPT	137.850=APT	437.075/1 437.102MHz	437.125/1 437.125MHz
Ref. EQX	07 Jul 1990	05 Jul 1990	05 Jul 1990	12 Jun 1990	05 Jul 1990	05 Jul 1990
Orbit	28678	19715	9148	14238	2341	2341
HMM.MM	0038.83UTC	0122.27UTC	0041.29UTC	2014.62UTC	0010.62UTC	0140.17UTC
Degrees W	106.12	89.75	158.72	270.82	23.19	45.56

Satellite	METEOR 2/17	METEOR3/02	METEOR 2/18	METEOR 3/03	FO-20	UO-15
Int. Design	88-005A	88-064A	89-018A	89-086A	90-013C	90-005C
Object No.	18820	19336	19851	20305	20480	20438
Element Set	308	517	252	159	89	98
Epoch Year	1990	1990	1990	1990	1990	1990
Epoch Day	183.01336308	183.68947608	184.07333203	164.03372894	181.26756712	181.08904202
Inclination	82.5436	82.5392	82.5207	82.5534	99.0372	98.7008
RAAN	338.6720	266.4541	215.7987	206.8168	225.3021	257.1434
Eccentricity	0.0015480	0.0015886	0.0013633	0.0014711	0.0541322	0.0011075
Arg of Perigee	285.5831	275.8492	327.4139	293.5623	19.0366	113.1419
Mean Anomaly	74.3806	64.0765	32.6182	66.3962	343.0419	24.29485
Mean Motion	13.84349406	13.16899574	13.83986282	13.15860486	12.83137655	14.28385889
Decay Rate	0.00000070	0.00000391	0.00000106	0.00000012	-0.00000155	0.00000151
Orbit Number	12223	9299	6776	3303	1842	2270
Nodal Period	104.078691	109.405477	104.105945	109.491830	112.2746	100.870461
P-Drage	3.804E-07	2.468E-06	5.765E-07	7.592E-08	26.0823	7.470E-07
Increment	26.148496	27.480158	26.155484	27.501647	26.0823	25.216671
I-Drage	9.507E-06	6.171E-07	1.441E-07	1898E-08	1.879E-07	1.635E-07
Beacon-QRG	137.3007=APT	137.300=APT	137.300=APT	137.300MHz	435.796/ 435.910MHz	435.120MHz
Ref. EQX	5 Jul 1990	6 Jul 1990	06 Jul 1990	6 Jul 1990	03 Jul 1990	05 Jul 1990
Orbit	12265	9343	6817	3343	1878	2341
HMMM.MM	0110.54UTC	0046.68UTC	0053.93UTC	0148.24UTC	0147.18UTC	0130.02UTC
Degrees W	324.15	31.33	83.80	106.17	80.05	43.19

Satellite	OSCAR 10	OSCAR 11	RS10/11	OSCAR 13	AO-16	AO-17
Int. Design	83-058B	84-021B	87-054A	88-051B	90-005D	90-005E
Object No.	14129	14781	18129	19218	20439	20440
Element Set	530	753	242	134	89	92
Epoch Year	1990	1990	1990	1990	1990	1990
Epoch Day	177.47365882	179.89452450	183.91845192	174.93372292	176.98959664	176.98575390
Inclination	26.0107	97.9469	82.9272	56.9983	98.7039	98.7042
RAAN	197.5005	231.8719	316.9027	149.0018	253.1757	253.1816
Eccentricity	0.5961085	0.0011941	0.0013308	0.8978006	0.0012780	0.0012828
Arg of Perigee	154.3991	207.5807	76.9916	129.8967	126.8009	126.8283
Mean Anomaly	254.3150	152.4938	283.2787	44.7257	233.4351	233.8075
Mean Motion	0.5881316	14.65453589	13.72096336	12.09740095	14.28748843	14.28794920
Decay Rate	-0.00000041	0.00000934	-0.00000068	-0.00000147	0.00000338	0.00000431
Orbit Number	5292	33765	15160	1551	2212	2212
Nodal Period	698.984	96.322184	105.007971	686.605	100.844888	100.841600
P-Drage	4.279E-06	0	0	0	1.671E-06	2.130E-06
Increment	175.302	24.581656	26.377861	172.192	25.210207	25.205382
I-Drage	1.076E-06	0	0	0	4.204E-07	5.380E-07
Beacon-QRG	145.810/987 MHz	145.826/ 145.825/ 2401.5MHz	29.357/408, 145.857/903 29.407/453, 145.907/953	145.812/ 435.651/ 2400.684MHz	437.02625/ 437.06130/ 2401.143MHz	145.82516/ 145.82438/ 2401.2205 MHz
Ref EQX	07 Jul 1990	08 Jul 1990	06 Jul 1990	03 Jul 1990	05 Jul 1990	05 Jul 1990
Orbit	5314	33872	15203	1571	2341	2341
HMM.MM	0335.91UTC	0000.54UTC	0117.91UTC	1118.77UTC	0034.49UTC	0028.01UTC
Degrees W	142.96	44.91	348.66	302.95	29.19	27.56

Satellite	SALYUT 7	MIR	OKEAN 2	SPOT 2	MDS-1B	UO-14
Int. Design	82-033A	86-017A	90-018A	90-005A	90-013A	90-005B
Object No.	13138	16609	20510	20436	20478	20437
Element Set	359	771	36	259	173	173
Epoch Year	1990	1990	1990	1990	1990	1990
Epoch Day	183.89439158	183.89213145	85.25406192	183.68020540	53.75691501	182.88383264
Inclination	51.6003	51.8127	82.5304	98.7338	99.0783	98.6966
RAAN	224.6111	251.5145	174.0886	257.9780	124.4428	258.9496
Eccentricity	0.0001635	0.0010974	0.0020031	0.0001116	0.0001392	0.0012581
Arg of Perigee	9.8922	101.2360	178.8390	67.7178	105.8840	112.2042
Mean Anomaly	350.2132	258.9979	181.2867	292.4096	254.2514	248.0419
Mean Motion	15.65215552	15.62331915	14.72805655	14.20015693	13.94896401	14.28648317
Decay Rate	0.00032411	0.00020188	0.00006022	0.00000502	-0.000001487	0.00000383
Orbit Number	46731	25055	386	2294	218	2296
Nodal Period	91.338135	92.108050	97.8324913	101.464530	103.289741	100.851953
P-Drage	1.215E-04	7.614E-05	2.718E-05	2.527E-06	0	1.894E-06
Increment	23.371712	23.413423	24.587741	25.365882	25.822410	25.212048
I-Drage	2.990E-05	1.873E-05	6.790E-06	6.359E-07	0	4.764E-07
Beacon-QRG	19.953/142.417/ 925.240MHz	143.825=voice 186.130=delta+ 247.5=KVANT ranging	137.400=VIS+ 2x radar		136.112MHz	435.070MHz
Ref EQX	08 Jul 1990	06 Jul 1990	29 Mar 1990	06 Jul 1990		08 Jul 1990
Orbit	46811	25104	427	2342		2341
HMM.MM	0002.20UTC	0037.78UTC	0056.94UTC	0129.78UTC		0001.05UTC
Degrees W	87.55	57.50	28.90	44.91		33.44

Keplerian Tables

eventual re-entry into the earth's atmosphere.

The following statement has been received from **Dr Karl Meinzer DJ4ZC**, President of AMSAT-DL:

"Recently some information has been circulated stipulating the decay of the AO-13 orbit between 1992 and 1997. "Elliptic orbits with high inclination (like AO-13) are potentially unstable due to lunar-solar

Back-Scatter

perturbations. This has been known for a long time, and, in fact, some Molniya satellites have prematurely decayed from this mechanism. AMSAT was aware of this problem and had a study performed by a NASA expert in the late nineteen seventies for the Phase-III programme. The conclusion of the study was that the perigee height can oscillate with an amplitude of $\pm 1000\text{km}$. As a consequence the minimum perigee height for the Phase-III satellites was chosen to be 1500km . On AO-13, 2500km was chosen for additional margin against decay".

The problem of orbit stability was addressed by **Victor Kudielka OE1VKW** (AMSAT-DL Journal 2, 90, pp. 5-7). OE1VKW discovered that the perturbations can have a longer 'time-constant' and thus result in much larger effects than previously believed. In particular he predicted a possible decay of AO-13 for early 1997. At

this time we do not understand the discrepancy between the old study and OE1VKW's results. Since OE1VKW's results so far are in good agreement with the actual orbit of AO-13, there is little doubt that his computations are basically correct. The conclusion is inevitable that the old study was either too coarse, or that the change of the lunar orbit (18.6 years nutation period, 8.6 years period of perigee rotation) has invalidated the original study.

The publication of OE1VKW's work triggered a flurry of activity in the USA. In particular Bob McGwier N4HY, used a NORAD tracking program and found that a decay may happen as early as 1992. Bob states that he used the program as a black box without having user instructions. Unfortunately, the orbit situation is such that some very slight parameter changes have a dramatic influence on the lifetime. Also, numerical integration programs have

many potential pitfalls. Bob writes "At this time, we can only conclude that the perigee height of AO-13 is coming down and this could lead to the loss of AO-13 during the nineties. It is unclear in what direction the orbit will be influenced by the onset of air drag and atmosphere expansion in the continuing high solar flux. It could either make the orbit more stable or accelerate the decay. Also it will be worthwhile to investigate if we have any means to prolong the life of AO-13 by exploiting the on-board systems. With the orbit of AO-13, we apparently were very lucky and very unlucky at the same time. We were lucky in that we used to our propulsion excess to increase the perigee height over the original figure just to 'buy margin' without a strong reason. But we were all agreed that it would have been easy to either wait after the first motor-burn for a sufficient RAAN change before

the final burn thus eliminating the problem or to increase the perigee height even further. Certainly we will not be so blue-eyed with Phase-III-D. However, before all AO-13 users start to mourn the loss of this most popular OSCAR, keep in mind the old computer programming axiom, 'GIGO' (Garbage In, Garbage Out). At the present time this very large computer program used to generate these results is like a 'black box.' The analysts' answers are only as good as the assumptions that were used in building this computer program and the initial data available to work with. All AO-13 users are requested to keep this in mind when contemplating the impending re-entry of AO-13."

AMSAT-DL will make every effort to keep AO-13 in operation as long as possible. It is to be hoped that they can keep AO-13 until Phase-III-D is launched to give continuity of operation.

Solar

In June, **Ron Livesey** (Edinburgh), using his 2.5in refractor telescope and a 4in projection screen observed 4 active areas on the sun's disc on days 16 and 25, 5 on days 19 and 22, 6 on the 15th and 17th, 9 on the 28th and 10 on the 30th. In Sevenoaks, **Cmdr Henry Hatfield**, operating his spectrohelioscope, identified 2 sunspot groups, 16 filaments, 8 quiescent prominences, many spicules and a plage almost flaring at 1135 on May 26, 2gps, 12fs and 12qps, through cloud, at 1430 on June 10, 1gp, 19fs, 9qps and a very dark long thin filament at 1025 on the 17th and 2gps, 11fs, 11qps, a few active plages and a short life small flare between 1115 and 1418 on the 29th and although Henry's observation was spoilt due to cloud on July 3 he did find 6 groups one of which was very wide. In addition he located 4gps, 13fs and 8qps at 1115 on the 6th, 3gps, 16fs, 12qps and many spicules at 1355 on the 8th, 1g, 22fs, 12qps, many spicules and a loop prominence at 0942 on the 11th, 1g, 22fs, 7qps and many spicules at 1137 on the 12th, 23fs, 13qps and a small 'hot spot' on the north-west limb at 1045 on the 13th, 14fs, 10qps and a few spicules at 1117 on the 14th, 1gp, 20fs, 11qps and many spicules at 1002 on the 18th, 1gp, 22fs, 10qps and many spicules at 0930 on the 19th, 2gps, 13fs, 12qps and a large filamentary q.p. on the east limb at 1130 on the 20th, 2gps, 19fs, 9qps and yesterday's large q.p. still on east-limb, at 1115 on the 21st and, despite trying to see through a heat haze, 2gps, 15fs and 15qps on the 23rd.

"The mean solar flux for June 1990 was 169 s.f.u.," wrote **Neil Clarke GOCAS** (Ferrybridge) who kindly sent his computer print-out, Fig. 1, showing a peak of 219 units on the 12th and a steep rise to 216 units toward the end of the month. The latter rise is not surprising after seeing the number of sunspots observed and drawn

Back-Scatter

Propagation

Reports to
Ron Ham
Faraday
Greifriars, Storrington, West Sussex RH20 4HE

by **Patrick Moore**, with special apparatus, at his observatory in Selsey early on July 2 and 3, Figs. 2 and 3. In Bristol, **Ted Waring** counted 20 sunspots on the 8th and 44 on the 25th.

Henry also recorded radio noise from the sun at 136MHz on June 10 and 29, a few individual bursts on the 11th and 29th and July 20 and noise storms on July 5 and 6. **Ern Warwick** (Plymouth) heard variations in the background noise of his 28MHz receiver on June 27 and 29 and July 3, 5, 10, 11, 13 and 24.

Auroral

Ron Livesey, the auroral coordinator for the British Astronomical Association, received reports of "red patches, multiple red and white rays, active red rays up to 90°, glow rays, pulsating rays and patches" from observers in Denmark and Nova Scotia for the overnight period of June 12/13. This was not reported from the UK due to summer twilight and cloud but the magnetic and radio records show that it would have been seen here on a clear winters night. Ron received reports of auroral reflected radio signals (tone-A) on the 50 and 144MHz bands during the early evening of the 12th from **Garry Hawkins** (Bristol), **Tony Hopwood** (Worcester) and **Doug Smillie** (Wishaw)




Fig. 2

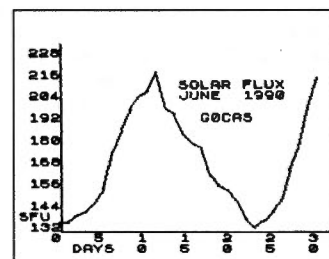


Fig. 1

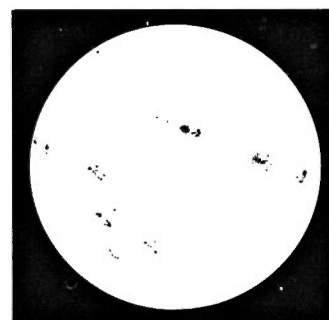


Fig. 3

Magnetic

"June 1990 was mostly unsettled with the occasional quiet day," wrote Neil Clarke and pointed out the storm period from the 12th to the 14th which is clearly seen on the Ap index graph, Fig. 4, which he kindly prepared on his computer. The variety of magnetometers used by Garry Hawkins, Tony Hopwood, Ron Livesey, **David Pettitt** (Carlisle) and Doug Smillie also recorded strong magnetic storms on the 12th 13th and 14th and Doug and Garry added "stormy" for the 7th, 9th and 10th.

Sporadic-E

"A real belter of an opening," said **Terence Burke** (Bradford) about the Sporadic-E disturbance on June 19, when he identified television pictures in Band I (48-68MHz) from Czechoslovakia, Finland, Hungary, Italy, Switzerland, the USSR and Yugoslavia. **Bob Brooks** (Great Sutton) saw a wide variety of programmes and test-cards from stations in Czechoslovakia, Denmark, Finland, West-Germany, Hungary, Iceland, Italy, Norway, Portugal, Spain, Switzerland, the USSR and Yugoslavia via Sporadic-E on days 20, 21, 22, 23, 26, 27,

Back-Scatter

28, 29, 30, July 1, 2 and 3.

In Basingstoke **John Woodcock** received pictures from Italy, Iceland, Spain and Sweden on the 18th, 19th, 20th and 22nd respectively and mixed-up and unidentifiable pictures on the 20th and July 5. I watched fluctuating pictures of the news from the USSR on Chs. R1 (49.75MHz), R2 (59.25MHz) and R3 (77.25MHz), between 1800 and 1900 on July 9 and 11 and almost saw the start of the opening around 1700 on the 13th while parked at Pilsden Lacey, a National Trust property in Surrey. I noted that Band I was clear several times on the journey and again, before tea at 1615. However, a further check around 1720 revealed a mixture of pictures on Chs. E2 (48.25MHz) and R1. I also counted 40 very strong signals from East-European f.m. broadcasters between 66 and 73MHz around at 1810 on the 11th and 35 at 1940 on the 13th. Among the exceptional haul of Band I television stations identified by **Simon Hamer** (New Radnor) during the mid-June/July disturbances were pictures from Albania to Scandinavia, Jordan, Nigeria, Morocco and parts of the USSR.

Strong pictures on the three 'E' channels in Band I and several broadcast stations were found in Band II, from Spain, between 1900 and 2100 on July 25 and during an extensive opening around 1900 on August 1. I found a variety of pictures all fighting for predominance on most channels in Band I, at least 60 east-European broadcasters between 66 and 73MHz, pictures and sound on Ch. R3 and heard sync-pulses and the sound for Chs. R4 (85.25MHz) and R5 (93.25MHz) in Band II.

Some of the disturbances extended their influence down to 27MHz where **Ern Warwick** heard CB operators from Holland and Scotland on June 26, 28 and 30 and, on the 29th, he worked stations in Braintree, Goole, Ipswich and the north-west coast of Holland. **Ern** heard CB signals from Scotland again on July 2 and reports that around 1900 on the 5th, "Seems everybody from all over the UK can hear everyone else." He copied CB stations from Germany and north-west Ireland during the late afternoon of the 9th, northern-Italy at 1740 on the 14th and Holland and Scotland on the 18th. **Ern** uses a Barracuda transceiver and a 1.5m rod antenna for his normal CB activity and a Plessey receiver for tuning through that part of the spectrum.

Propagation Beacons

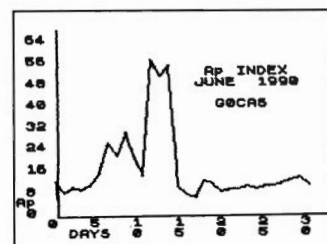
First, my thanks are due to **Mark Appleby G4XII** (Scarborough), **Chris van den Berg** (The Hague), **Henry Hatfield**, **John Levesley G0HJL** (Bransgore), **Greg Lovelock G3III** (Shipston-on-Stour), **Ted Owen** (Maldon), **Fred Pallant G3RNM** (Storrington), **Ted Waring** and **Ern Warwick** for their detailed 28MHz beacon logs from which I compiled the monthly chart of beacons they heard, Fig. 6. **Ern Warwick** also copied signals almost daily from **IK6BAK** (24.915MHz), **PY2AMI** (24.931 and 18.100MHz), **OH2B**, **ZS6DN/B**, **4U1UN/B** and **4X6TU/B** (14.100MHz) and **DK0WCY** (10.144MHz). On less frequent occasions

during the period he heard **JA2IGY**, **KH60/B** and **LU4AA** on 14.100MHz.

Tropospheric

The slightly rounded atmospheric pressure readings for the period June 26 to July 25, Fig. 6, were taken at noon and midnight each day from the barograph (see the weather supplement in this issue) installed at my home in Sussex.

While the pressure was hovering around 30.2in (1022mb) at 1830 on July 9, I heard French stations at good strength around 95, 98 and 100MHz. As the high pressure declined on July 12, I received



negative pictures from France, in Band III, on my Plustron TVR5D with its own rod antenna, while parked at Chiddingstone, Kent. At 1600 and later that evening from home I noted cochannel interference on some stations in the u.h.f. bands. The troposphere really opened next morning when between 0730 and 1030 I counted 25 predominantly German stations in Band II and received strong pictures in colour, from four German stations in Band III. Between 2132 on the 11th and 0210 on the 12th **Marc Henry** (Evesham) heard about 27 broadcast stations in Band II on his Roberts R25 portable ranging, over a triangle, from Holland to Guernsey and inland to Bedfordshire.

934MHz

"Things opened up quite a bit on 29 June," wrote **Mick Miller UK-569** (Leigh-On-Sea) having worked stations in Cambridge (EMT), Diss (EM-99) and Ely (FB-02). "All good contacts for me as my station is normally dead, north from my

QTH," said **Mick** who is also active in the world of amateur radio with the callsign **G7EGX**. During the late evening and early hours of July 13/14, Hampton Court DX Group member, **Terry Wyatt UK-845** (Walton-on-Thames), was delighted to renew contacts with **FB-02** in Cambridgeshire at 125km, **NL-1** (Lincolnshire) at 200km and **TJ-355** (Leicestershire) at 155km and to work for the first time **EMT-48** (Cambs), **GB-933** (Bucks), **HT-19** (Warwick) **JP-92** (Staffs), **NG-35** (Northants) and **UK-1210** and **UK1478/M** in Sussex all between 56 to 190km.

R.S. Petrie G7GDY (Yeovil) also operates a DELTA ONE, with a NEVADA PA7E collinear on 934MHz from his location 70m a.s.l. and on July 25, he contacted a station in Brixham at 90km. While the pressure was high in July, **John Levesley UK-627**, heard **GY-186** and/or **JY-604** in Guernsey and Jersey respectively, at about 160km on days 1, 8, 15, 16, 17 and 25 and worked **GY-186** on days 2, 14 and **GY-186** and **MARN-9/MM** on the 21st.

Fig. 4

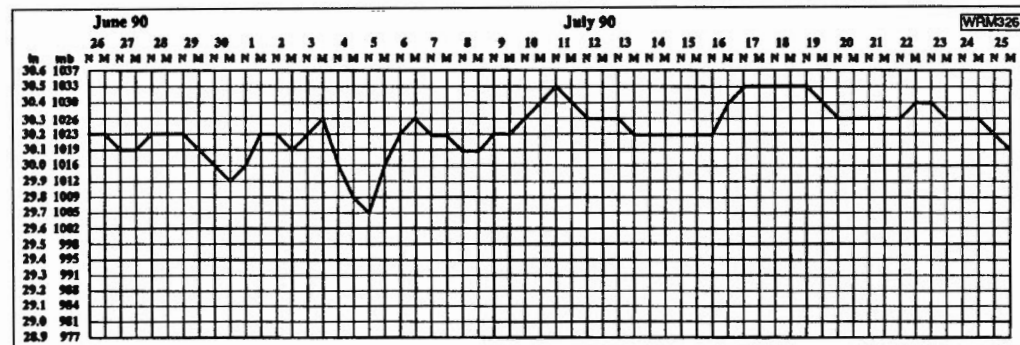


Fig. 5

Beacon	June 26	June 27	June 28	June 29	June 30	July 1	July 2	July 3	July 4	July 5	July 6	July 7	July 8	July 9	July 10	July 11	July 12	July 13	July 14	July 15	July 16	July 17	July 18	July 19	July 20	July 21	July 22	July 23	July 24	July 25
DF0AAB	X	X	X	X	X	X	X	X	X	X	X	X	X	X	X	X	X	X	X	X	X	X	X	X	X	X	X	X	X	X
DF0THD	X	X	X	X	X	X	X	X	X	X	X	X	X	X	X	X	X	X	X	X	X	X	X	X	X	X	X	X	X	X
DL0IGI	X	X	X	X	X	X	X	X	X	X	X	X	X	X	X	X	X	X	X	X	X	X	X	X	X	X	X	X	X	X
EA3JA	X	X	X	X	X	X	X	X	X	X	X	X	X	X	X	X	X	X	X	X	X	X	X	X	X	X	X	X	X	X
HG5GEW	X	X	X	X	X	X	X	X	X	X	X	X	X	X	X	X	X	X	X	X	X	X	X	X	X	X	X	X	X	X
IY4M	X	X	X	X	X	X	X	X	X	X	X	X	X	X	X	X	X	X	X	X	X	X	X	X	X	X	X	X	X	X
LA5TEN	X	X	X	X	X	X	X	X	X	X	X	X	X	X	X	X	X	X	X	X	X	X	X	X	X	X	X	X	X	X
LU1UG	X	X	X	X	X	X	X	X	X	X	X	X	X	X	X	X	X	X	X	X	X	X	X	X	X	X	X	X	X	X
OK0EG	X	X	X	X	X	X	X	X	X	X	X	X	X	X	X	X	X	X	X	X	X	X	X	X	X	X	X	X	X	X
OH2TEN	X	X	X	X	X	X	X	X	X	X	X	X	X	X	X	X	X	X	X	X	X	X	X	X	X	X	X	X	X	X
PI7BQC	X	X	X	X	X	X	X	X	X	X	X	X	X	X	X	X	X	X	X	X	X	X	X	X	X	X	X	X	X	X
PI7ETE	X	X	X	X	X	X	X	X	X	X	X	X	X	X	X	X	X	X	X	X	X	X	X	X	X	X	X	X	X	X
PT8AA	X	X	X	X	X	X	X	X	X	X	X	X	X	X	X	X	X	X	X	X	X	X	X	X	X	X	X	X	X	X
PY2AMI	X	X	X	X	X	X	X	X	X	X	X	X	X	X	X	X	X	X	X	X	X	X	X	X	X	X	X	X	X	X
PY2G0B	X	X	X	X	X	X	X	X	X	X	X	X	X	X	X	X	X	X	X	X	X	X	X	X	X	X	X	X	X	X
SK5TEN	X	X	X	X	X	X	X	X	X	X	X	X	X	X	X	X	X	X	X	X	X	X	X	X	X	X	X	X	X	X
VK2RSY	X	X	X	X	X	X	X	X	X	X	X	X	X	X	X	X	X	X	X	X	X	X	X	X	X	X	X	X	X	X
VK5WI	X	X	X	X	X	X	X	X	X	X	X	X	X	X	X	X	X	X	X	X	X	X	X	X	X	X	X	X	X	X
VK6RWA	X	X	X	X	X	X	X	X	X	X	X	X	X	X	X	X	X	X	X	X	X	X	X	X	X	X	X	X	X	X
WA4DJS	X	X	X	X	X	X	X	X	X	X	X	X	X	X	X	X	X	X	X	X	X	X	X	X	X	X	X	X	X	X
W3VD	X	X	X	X	X	X	X	X	X	X	X	X	X	X	X	X	X	X	X	X	X	X	X	X	X	X	X	X	X	X
Y02CHP	X	X	X	X	X	X	X	X	X	X	X	X	X	X	X	X	X	X	X	X	X	X	X	X	X	X	X	X	X	X
ZD8HF	X	X	X	X	X	X	X	X	X	X	X	X	X	X	X	X	X	X	X	X	X	X	X	X	X	X	X	X	X	X
ZS1LA	X	X	X	X	X	X	X	X	X	X	X	X	X	X	X	X	X	X	X	X	X	X	X	X	X	X	X	X	X	X
ZS5VHF	X	X	X	X	X	X	X	X	X	X	X	X	X	X	X	X	X	X	X	X	X	X	X	X	X	X	X	X	X	X
ZS6PW	X	X	X	X	X	X	X	X	X	X	X	X	X	X	X	X	X	X	X	X	X	X	X	X	X	X	X	X	X	X
Z21ANB	X	X	X	X	X	X	X	X	X	X	X	X	X	X	X	X	X	X	X	X	X	X	X	X	X	X	X	X	X	X
4N3ZHK	X	X	X	X	X	X	X	X	X	X	X	X	X	X	X	X	X	X	X	X	X	X	X	X	X	X	X	X	X	X
5B4CY	X	X	X	X	X	X	X	X	X	X	X	X	X	X	X	X	X	X	X	X	X	X	X	X	X	X	X	X	X	X
X4ERR	X	X	X	X	X	X	X	X	X	X	X	X	X	X	X	X	X	X	X	X	X	X	X	X	X	X	X	X	X	X

Fig. 6

COMMUNICATION CENTRE OF THE NORTH

The largest range of communications equipment available in the North.
Full range of receivers, transceivers, antennas, power supplies, meters.
Ali tubing - wall brackets - rotators - insulators.

FULL KENWOOD RANGE IN STOCK.

BUTTERNUT		SCANNING RECEIVER RANGE	
HF2V 40-80m vertical	£142.00	AR300 Base Station	£765.00
20 MARK 20m add on kit	£33.49	AR2002 Base Station	£487.00
HF6VX 6 band vertical	£167.00	AR950 Base Station	£249.00
TBR160S 160m Add on kit	£53.99	AR900 Hand Held	£199.00
HF4B Triband Mini Beam	£225.00	AR800 Hand Held	£165.00
NEW RS 5 Band Vertical	£259.00	JUPITER II Hand Held	£299.00
CUSHCRAFT		JUPITER MV600 Base Station	£345.00
A3 3 element Tribander	£329.00	ICOM R700 Base Station	£960.00
A4 4 element Tribander	£353.00	R535 Airband Base Station	£235.00
10-3CD 3 element 10m	£115.00	WIN 108 Hand Held Airband	£175.00
15-3CD 3 element 15m	£139.75	AR1000 Hand Held	£249.00
20-3CD 3 element 20m	£238.00	SWR/POWER METERS	
AP8 5 band 25ft vertical	£164.00	MFJ 815 HF 2kw SWR/PWR	£57.32
AV5 5 band 25ft vertical	£123.00	Ym1E Twin Meter 3.5-150MHz	£32.00
18 element 2m Boomer	£106.00	DIAWA CN410M 35-150MHz	£61.72
15 element 2m Boomer	£98.95	DIAWA CN460M 140-450MHz	£65.40
ANTENNA TUNERS		NS660P 1.8-150MHz + PEP	£115.00
Kenwood AT230	£208.00	KOYO-100 1.8-60MHz	£75.00
MFJ 962B 1.5k Tuner	£241.00	KOYO-200 1.8-200MHz	£80.00
MFJ 949C 300W Versatuner	£157.00	KOYO-400 140-525MHz	£82.00
MFJ 941D watt Basic	£105.00	DUMMY LOADS	
MFJ 1601 Random Wire Tuner	£42.02	MFT 300 Watt D. load	£33.50
Kenwood AT250 Automatic	£366.00	DL60 60 watt	£10.96
TEN TEC "254" 200 Watt Antenna Tuner	£150.00	TEN TEC 100 Watt D. load	£32.50

A FULL RANGE OF RECEIVERS FOR AIR-BAND - MARINE - SHORT WAVE - AVAILABLE
G5RV full size £18.50 half size £16.00. Full range of Antenna - Accessories plus full range of VHF - UHF - HF mobile Antennas. Alpha HF Linears now available.

Full range of RSGB and ARRL publications in stock.
Part Exchanges welcome. Second hand lists daily.
Send S.A.E. for details of any equipment.
HP terms. Access/Barclaycard facilities.
Open 6 days a week. 24 Hour Mail Order Service.
Goods normally despatched by return of post.
POSTAGE-CARRIAGE EXTRA AT COST

FULL TEN-TEC RANGE NOW AVAILABLE

"Paragon", "Corsair",
"Omni V"
plus all accessories

Phone 0942-676790.

STEPHENS JAMES LTD.
47 WARRINGTON ROAD,
LEIGH, LANCS. WN7 3EA.

NORTH WAKEFIELD RALLY

SUNDAY 30th SEPTEMBER AT 10.30

Outwood Grange School, Outwood, Wakefield

Trade Stands ★ Repeater Groups
Licensed Bar & Refreshments
Bring & Buy ★ Talk-in on S22 & RB15

Details — evenings and weekends

Richard, G4GCX 0532-622139
John, G0EVT 0924-825443

VALVES

		*High Quality		Prices correct as when going to press but may fluctuate. 15% VAT incl.	
		**Very High Quality			
A1065	2.40	EF89	0.80	ELL80SE	4.50
A2293	7.00	EC52	0.65	EL80	1.50
A2900	12.75	EC91	5.20	EM87	2.85
AR8	1.40	EC92	5.55	EV11	0.90
AR9	1.45	EC81	1.25	EV81	1.10
ARP35	1.50	EC82	0.95	EV86/87	0.75
ATP4	0.90	EC83	1.50	EV88	0.65
B12H	6.90	EC84	0.80	EV82	2.15
CY31	2.40	EC85	0.75	EV81	0.80
DAF70	1.75	EC88	1.25	EV86	1.05
DAF96	1.35	EC189	1.20	EV83	0.75
DET22	32.80	EC804	0.85	EV81	1.50
DF92	0.95	EC80	0.75	EV82	2.90
DF96	1.15	ECF82	1.80	EV83	4.20
DF96	1.15	ECF802	1.80	EV80	0.85
DL92	4.70	ECF804	4.80	EV82	3.95
DY86/87	0.65	ECF85	2.75	EV83	16.10
DY802	0.70	ECF82	1.65	EV83	29.50
E92CC	1.95	ECF81	1.25	EV82	0.70
E180CC	8.80	ECF84	0.90	EV84	1.35
E1148	0.75	ECF80	0.75	EV86	1.45
EA76	1.80	ECF82	0.95	EV80	1.75
EB34	1.15	ECF85	0.95	EV81	6.80
EB81	0.80	ECF86	1.20	EV85	1.80
EB833	2.20	ECF800	17.25	EV804/10	5.60
EB830	1.20	EF9	3.80	EV819	7.70
EB831	1.15	EF22	3.90	EV821	2.80
EB880	0.75	EF37A	2.45	EV822	11.50

VALVES AND TRANSISTORS Telephone enquiries for valves, transistors, etc. Retail 743 3934, trade and export 743 0899. POSTAGE £1.43 75p; £3.15 95p; £5.10 £1.15; £10.15 £1.40; £15.12 £2.00; Over £20 but below 2kg £2.65, over 2kg at cost. Delivery by return.

COLOMOR (ELECTRONICS) LTD 170 Goldhawk Rd, London W12 8JH
Tel: 081-743 0899 Fax 081-749 3934. Open Monday to Friday 9 a.m.-5.30 p.m.

SHORT WAVE MAGAZINE

THIS IS WALTON LIFEBOAT

How the RNLI lifeboats use modern communications equipment in their ongoing mission to save lives at sea.

ONE-VALVE SHORT WAVE RECEIVER

Build Ron Pearce's simple one-valver and have some fun listening around the short wave bands.

THE ARTIFICIAL AERIAL LICENCE

The untold story behind the conversion of Artificial Aerial Licence BCX into the well-known callsign G2BCX.

PC SWL PROGRAM REVIEWED

Mike Richards puts this interesting piece of radio software through its paces.

SEEN & HEARD

Info In Orbit gives you the latest in weather satellite info.
Decode is for the s.w.l. who is into RTTY, Fax and other data modes.

SEPTEMBER ISSUE OUT NOW

PUMP UP RADIO MASTS

Ex-Army 'REAL' Construction by CLARK MASTS type scan 40. 40 feet High, you fit your Rotator/Cage or Stub Mast to the 25" ID Top Section. Usable full height 50-55 feet. Requires ONLY ONE SET of GUYS at 40 feet.

Pneumatic, use Compressed Air to extend from 6.5' (lowered) to 40' (fully extended) . . . a larger compressor or air cylinder takes seconds to fully extend.

Tested before despatch. Supplied in Good Used Condition . . . spares also available . . . collect from our Nottingham Depot or Courier delivery

Extra . . . £27.50

Excellent ANCHOR UNBEATABLE VALUE . . . **£199.00**

'SPY' Receivers MK328

2.5-30MHz AM CW 888 . . . Twin Range Crystal Calib' POCKET SIZE . . . Operation 9-16V DC . . .

Supplied with Full Operation Manual, Telescopic Whip, Wire Ant, All Leads, Headphones . . . Twin Audio Outputs for Headphone or Tape/Amplifier.

FULLY TESTED & GUARANTEED EXCELLENT CONDITION . . . COMPLETE . . .

AS FAR AS WE KNOW THESE ARE ONLY AVAILABLE FROM US. ANOTHER ANCHOR SPECIAL.

ONLY . . . **£125.00** p/p = £5

Ask to be placed
on our FREE
NEWSLETTER/
CATALOG
MAILING LIST

AVO METERS

MODEL 8 MK 6 & MODEL 8 TEST SET 1 (MOD)

Fully Tested . . . C/W Case, Leads, Probes, Batteries

Special ANCHOR PRICE . . .

£55.00 p/p = £5

ALL THIS AND MUCH MORE AT OUR 3 ACRE DEPOT IN NOTTINGHAM. WE ARE OPEN 6 DAYS A WEEK . . . CALLERS ALWAYS WELCOME MON-FRI 9 a.m.-6 p.m. . . SAT 8 a.m.-4 p.m. Please Phone for up to the minute Details/stock info . . . MAIL ORDER A PLEASURE

ACCESS . . . VISA . . . ORDERS IMMEDIATE DESPATCH ON PRE 4 P.M. ORDERS

ANCHOR SURPLUS LTD
THE CATTLE MARKET
NOTTINGHAM NG2 3GY

TELE: (0602) 864902/864041 . . . FAX: (0602) 864667

AMPLE FREE PARKING . . . EASY ACCESS M1 J24, J25, J26, BR STN. & CITY CENTRE 1/2 MILE

Back-Scatter

Broadcast Round-up

Reports to
Peter Shore

One never knows what will happen next in the world as was proved at the beginning of August when Kuwait was invaded by Iraqi forces. Short wave radio broadcasts from Radio Kuwait's Main Arabic service stayed on the air after the occupation of Kuwait City, broadcasting music and brief announcements urging countrymen not to listen to the "false propaganda" being transmitted by Iraqi radio and television. Indeed, ITN news bulletins used actuality recording of Radio Kuwait in Arabic provided by the BBC Monitoring service at Caversham near Reading. On the day of the invasion, 2 August, the English service was unheard - it seems that the Iraqi forces made straight for the Radio and TV building with the aim of taking both off the air, or at least putting their own people in to broadcast to Kuwaitis. However, the Arabic programmes continued to be transmitted from a studio at the Kabd short wave transmitter site, south-west of Kuwait City. At the time of writing, neither the Arabic nor the English short wave services have been traced on their usual frequencies, although I have included all known pre-invasion frequencies later in this column. In response to the crisis, Arabic broadcasts from the BBC have been increased, and in addition the Burmese and Thai services have gained frequencies beamed to the Middle East for the benefit of the thousands of migrant workers in Gulf countries. Special services programmes from BFBS have also been arranged, and are transmitted over BBC World Service facilities - frequencies are given later.

HCJB in Quito has been making news with the introduction of tests using s.s.b. signals instead of the usual d.s.b. preferred by international broadcasters. Some readers may recall that Swiss Radio International tested s.s.b. transmissions some years ago, and it seems that the Swiss PTT, which operates the transmitting stations of the Swiss station has sold these old senders to the Ecuador broadcaster. Test transmissions are presently directed to Europe and South Pacific target areas, but there are plans to transmit on s.s.b. further afield. Earlier this year this column brought you news of Radio Scandinavia, a Swedish language service beamed to the Scandinavian countries from Poland. This commercial venture has folded for the time being, but the operator hopes to be back on the air by the year end, this time using the long wave frequency of 225kHz which Polish Radio's domestic service uses.

Financial difficulties in Belgium may mean the closure of the French language overseas service, RTBF's Radio 4 International. The Flemish speaking community operates BRT with services in English to listeners around the world and this appears not to be threatened by the budgetary restraints facing its French counterpart. The separation of the Flemish and French communities in Belgium appears to be becoming more permanent in many areas of life - indeed under the country's "federalisation" process, radio and TV services were amongst the first to be separated.

Both BRT and RTBF are funded by

licence fees, and RTBF feels that it receives only sufficient income to run either the domestic or the international service henceforth. The French service may consider co-operation with Radio France International in order to keep it on the air. In West Germany, staff at Deutsche Welle are rubbing their hands together with uncontrolled happiness at the thought of the demise of Radio Berlin International following unification at the end of this year. RBI operates 10 transmitters in the East, whilst DW has 32 around the world including 18 in West Germany. Staff at RBI have employment guaranteed only until the end of December, and I suspect that it is unlikely that many would be able to secure positions with either DW or Deutschlandfunk. Radio Moscow has reorganised its Scandinavian coverage, with broadcasts in Finnish, Danish, Swedish and Norwegian all reduced. Finnish is now broadcast for 90 minutes each day, with the other three languages having just one hour long transmission between 1700 and 2000 UTC.

In the United States, Voice of America's parent organisation, the US Information Agency, has announced that from October VoA, Radio and TV Marti and the Worldnet international television service are to be merged into a single governmental broadcasting unit. Richard Carlson who currently heads VoA will be in charge of this new organisation. This will do nothing to staunch the flow of critics who say that VoA is seen as a propaganda tool of the US government, and that its independence is waning by the day.

European Stations

Programmes from BFBS to the Task Force in the Gulf over the transmitters of BBC World Service can be heard:

0200-0230 on 7.125, 9.64 & 13.745MHz
0930-1000 on 15.205, 17.695 & 21.735MHz
1330-1400 on 15.195, 17.695 & 21.735MHz

Following the unprecedented opening up of the Eastern parts of Europe, news from Czechoslovakia that Radio Free Europe will broadcast in Czech and Slovak from transmitters located in Czechoslovakia itself. Agreement has been reached for RFE programmes to be transmitted between 0300 and 0540, and again from 1300 until 2210 on the medium wave frequency of 1.287MHz.

The Irish station, Atlantic 252, which is run by a company owned jointly by RTE and Radio Luxembourg, has extended its broadcasting hours on the long wave channel of 252kHz.

This frequency is also allocated to Radiodiffusion-Télévision Algérienne with a power of 750kW at night. Until the beginning of August, Atlantic 252 closed down at 1800, but now runs through until 0100, although power at night is reduced to 100kW, with the main target area the North and Midlands regions of England.

Reports have come from the continent of reasonable reception despite interference from Algiers. Radio Netherlands English Service has made some changes to its output and frequencies, although the main European cast is still on 9.715 and 5.955 at 1130. At 1430 frequencies from the Flevo site in the Netherlands are 5.955, 13.77 and 17.605. The 1830 slot comes entirely from overseas relays and thus reception is limited in this country, but the frequencies in use are 21.685 and 17.605 (both from Bonaire) and 15.56 and 6.02 (from Madagascar). At 2030 the West Africa transmission uses 15.56, 13.70 and 9.86 all direct from Holland. In the *Media Network* slot on Thursdays, some of the topics which will be covered in the next few weeks include on September 6 the jingle and promo industry in Europe and North America, whilst on September 13 the programme will be news based with reports from the WRTH offices in Amsterdam. There is an update on the NAB programmers conference in Boston on 20 September, whilst Asian news will feature in the programme of September 28. If you are new to international radio listening, make a note in your diary because on October 4 a new autumn season of *Media Network* will start off with a programme specifically for newcomers to the hobby.

African and Middle Eastern Station

I mentioned at the beginning of this column the tense situation in the Gulf, and here are some frequencies of the main protagonists in the Middle East to enable you to keep track of developments. Radio Baghdad in Iraq:

English is heard at 1900-2200 on 13.66 & 9.69MHz.

Arabic uses many frequencies during the day - try 12.025, 15.17 & 17.72MHz from 0700 until 1300; 9.605 & 15.40MHz from 1500 until 2300.

Radio Kuwait English was scheduled at 0500-0800 on 15.345MHz and at 1800-2100 on 11.665MHz. Arabic programmes scheduled for 15.505, 15.495 & 11.99MHz from 0600 until 2300.

Saudi Arabia English at 1600 until 2100 on 9.72, 9.705MHz.

Radio Damascus, Syria English at 2105 until 2205 on 15.095 & 9.95MHz.

United Arab Emirates, Dubai English at 1030, 1330 on 21.605, 17.865, 15.435 & 11.995MHz 1630 on 17.865, 15.435, 11.955 & 11.73MHz.

Radio Jordan English from 0500 until 1400 on 13.655MHz and from 1400 on 9.56MHz until close at 2200.

Elsewhere in the African region, the continuing conflict in Liberia which resulted in the evacuation of American citizens at the CIA listening posts outside the capital Monrovia has also affected broadcasting from that country. The religious station ELWA continues to be heard sporadically on 4.76MHz at various times of the day.

Asia and Pacific

All India Radio's General Overseas Service has made some changes to its frequencies for European broadcasts.

1845-1945 on 11.935, 11.86, 11.62, 9.91, 9.665 & 7.412MHz.

2045-2230 on 15.265, 11.715, 11.62, 9.91, 9.665 & 7.412MHz.

Hindi language transmissions to Europe are heard:

1945-2045 on 11.62, 9.91, 9.665 & 7.412MHz.

The Voice of Indonesia is traced for its European transmissions which start with Spanish at 1730 running through to English at 2000-2100 on 11.785 and 11.753, but also announces 9.675 and 7.125, neither of which are heard in the UK. Is anyone in a position to confirm these frequencies, or has anybody traced Djakarta on different channels?

Radio New Zealand International's current schedule from its recently installed 100kW transmitter in the North Island:

0000-0400 on 17.675MHz (daily).

0400-0715 on 17.675MHz (Monday-Friday).

0400-0645 on 17.675MHz (Saturday and Sunday).

0645-0800 on 17.675MHz (Sunday).

0645-1100 on 9.855MHz (Saturday).

0715-0830 on 9.0855MHz (Monday-Friday).

1750-1845 on 15.485MHz (Monday-Friday).

1845-1935 on 15.485MHz (daily).

1935-2205 on 15.485MHz (Sunday-Friday).

2205-2400 on 17.675MHz (Sunday-Friday).

There is an English language DX programme on the first and third Monday of the month at 0430 called *Mailbox*. Some programmes may be in regional languages such as Maori, Fijian and so forth between 1750 and 2030.

Sri Lanka has launched a 'World Service' English language programme noted at 1830 on 15.12MHz, with an additional channel announced of 9.72, although this has not been traced to date. Close down appears to be at 2000.

North, Central and South American Stations

Radio Havana Cuba transmits to Europe in English during the evening:

1900-2100 on 11.80MHz

2000-2100 on 17.86MHz

2200-2300 on 11.93MHz

During the morning period, Europeans can tune in to Spanish and Portuguese at 0630 and 0730 respectively on 15.23MHz.

As mentioned at the head of this column, HCJB in Quito has been testing s.s.b. transmissions to Europe. Tests have been erratic so far but the frequencies to try are 25.95, 21.47, 17.79 and 15.155MHz. The power of the transmitters is 30kW and HCJB is using 20% carrier.

Meanwhile the *DX Partyline* programme has some interesting features during September, including DXing Peru on September 1st, a review of the

Back-Scatter

Panasonic RF-B40 receiver on September 8, and on September 15 the programme will be investigating the computer programs available for the Kenwood R-5000 receiver.

HCJB is offering an award entitled 'The World by 2000 Confirmed Stations Award' in cooperation with FEBC, TWR,

KGEI, TWR and a number of other religious broadcasters. The award will be issued to listeners who have verifications from at least one World by 2000 station in each of the five geographical areas of Europe, the

Americas, Africa, Asia and the Pacific. The verifications must include at least one from FEBC, TWR and HCJB.

In other words, TWR verifications from each of the five areas are unacceptable -

**Have you heard anything that Peter has not written about?
If so, why not write and tell him all about it.**

FEBC and HCJB must also be represented. Photocopies of the verifications, with details of confirmations clearly shown, should be sent, together with one IRC for return postage, to DX Partyline, HCJB, Box 691, Quito, Ecuador. A special endorsement is available if entrants submit verifications from all ten stations.

Standstill on GB3ZZ

Britain's most dynamic amateur TV repeater has come to a stop - or at least a freeze frame. No, they haven't run out of funds or enthusiasm instead they have added a new gimmick to their repertoire of bells and whistles which make GB3ZZ the most advanced 'box' in Britain.

What the team has done is to add a user-controlled video recorder to the repeater. This incorporates a frame store which allows users to see what their pictures looked like before they dropped carrier (not everyone has 'look-through' or the ability to monitor the repeater while transmitting, and the freeze frame may be the only way that they can tell how their signals were going through the repeater). The video recorder is used exactly like any normal domestic v.c.r. but telephone-style DTMF ('touch-tone') tones are used to 'push' the buttons for PLAY, STOP, RECORD and so on. Users should remember to stop and rewind the tape after use, just like any other tape recorder, if only as a courtesy to other users.

All the new codes for controlling the v.c.r. and frame store are on page 29 of the repeater's INFOTEXT teletext pages (hit star 29 hash). If you leave a frozen image on the screen when you drop out, it will remain there until another user presses star 79 hash; this is to provide an easy method of leaving a general message for all users on the screen (typically latest news about a social event). All licence identification will occur as usual by Morse and the super-imposing system. The software has also been enhanced to allow networking to other repeaters and the links will be added after some experimentation with 10GHz equipment and some discussion with other TV repeater groups. This last feature would really bring ATV to life - at the touch of a few audio tones you could patch yourself through from Bristol to London or Brighton or Glasgow!

I'm pleased to advise that my mention in *PW* of the group's excellent newsletter *P5* drew them some extra members; they also had a very favourable mention in a feature article on amateur television in the May issue of *Camcorder User*. This is exactly the kind of exposure our hobby needs.

To Substitute Or Not To Substitute

If you're the constructional type or a

person who restores old or non-working equipment you've probably come upon obsolete devices. By that I mean components which are no longer listed in the main catalogues, things like valves and early transistors and i.c.s. If you're lucky you will have an equivalents book which lists a more modern device which is still easy to find. In this case you have no problem - obtain and fit the substitute. Good substitution books can be expensive but the little Babani ones are cheap and adequate for most purposes. Tandy stores will sell you their own cross reference book, and this is quite useful. Tandy has turned substitution into an art form ... they stock only a limited range of transistors but they have listed hundreds upon hundreds of other devices which their own range can substitute. Their book is so comprehensive it even lists some manufacturers' private 'in-house' transistor numbers.

Now you know the substitute, all you have to do is order it. But if there is no substitute you'll have to search for the real thing. If you know where to look you can often be lucky, so here is my list of 'good guy' firms, most of which have helped me in the past. Most valves and other components are not hard to find: we recommend Billington Valves (0403-210729), Kenzen (021-446 4346), Wilson Valves (04575-6114) and PM Components (0474-560521). For hard-to-find transistors I have heard of The Semiconductor Archives (081-691 7908) and Vectis Components Ltd. (0705-669885). Would you like to recommend other firms? If you think a firm gives good service please tell us all!

News From The Trade

Camtech have released another module intended for f.m. television systems; this time it's a video i.f. board intended for do-it-yourself receiver projects. The board itself, which is available either as a kit or fully assembled and tested,

takes in a 40MHz signal from your receiver/downconverter and provides demodulated video and audio (6MHz inter-carrier sound). In fact there is also an on-board audio amplifier so you need add only a loudspeaker to hear as well as see what you are receiving.

Although this is a fairly complex project (180 components) it has been designed to require straightforward test gear and methods: comprehensive instructions are provided. The VAT-exclusive prices are £79.95 for the kit and £99.95 for the assembled model. Postage and packing cost £2 extra. The spec. sheet and price list are free though and you can have these by sending a stamped addressed envelope to Camtech Electronics, 21 Goldings Close, Haverhill, Suffolk CB9 0EQ.

Repeater News

I made a fleeting reference to GB3TN recently - the TN stands for Television Norfolk. It has already scored some DX contacts, from Sheffield for instance, and they can't wait for a bit of tropo enhancement across the North Sea. When not in use as a repeater the box transmits information pages in teletext format. More details from **Mark G4WVU** who lives locally to the repeater in Fakenham (I have details beyond these, which came from an anonymous informant!). TN also gets across the water to the south; it pops up regularly on the north Kent coast where it is seen by **G6GHP** and **G8GHH** in Westgate. It has also been spotted by **G8SUY** in Faversham.

And up in Yorkshire **GB3ET** on Emley Moor has been going from strength to strength. The team there had for a long while been concerned that the receiver was not as sensitive as it should be: the co-ax was now chief suspect. Well, they were right ... it was found to have five joints and water dripped out! A nice piece of LDF-450 is the replacement and what a difference this has made. One user who previously

needed 4W to get in can now access the repeater with just 10mW! More good news ... the repeater has been seen on Germany. Yes, on 21st July Barry G6LIC was going through the repeater and was spotted by **Axel DF1XB** in JO53EF square, 40km south of Hamburg.

Much further south, work is in hand on the planned TV repeater for East Kent. It started in August with a meeting in Whitstable attended by eight ATVers and supported in spirit by others unable to come; this resulted in a vote to proceed. Site tests are now proceeding with a view to establishing a repeater at Dunkirk, Beltinge, Detling or Kent University. Anyone who wants to participate will be most welcome: the contact is **Andy G8SUY** who can be reached on Faversham (0795) 531541. Andy himself is now active on 24cm ATV with a p.a. as well.

Publicity Helps!

At the beginning of this article the Severnside Group remarked how important the printed word is in gaining attention and new members. Another club who think along these lines is ON5VL-T in Liege, Belgium. They have printed a smart information leaflet in order to gain a bit of publicity, and a copy dropped through my letter box recently.

The club has established a permanent station at Trooz, 276 metres a.s.l. and broadcasts go out from the studios there every Saturday starting at 1500. Transmissions, with intercarrier sound (5.5MHz of course), are made on channel 17 (the designation often used on the Continent for 70cm). The actual vision carrier is on 434.25, sound on 439.75MHz. Downconverters (to channel E4) are also sold by the club for viewers whose TVs don't already tune channel 17 (though most modern ones do). A special QSL card is also issued for new viewers' first reception reports.

All very simple stuff you may say ... but name me one British club which has set up a proper ATV studio - or goes out of its way in this fashion to promote 'looking-in' by non-amateurs! The leaflet goes on to say that visitors are most welcome every Saturday at the address given and invites them to join in this fascinating and rewarding hobby. What an excellent idea and a nice note to end on. I look forward to hearing from you what YOUR club is doing to promote our hobby in the wide world outside!

Practical Guide to Packet Operation in the UK by Mike Mansfield G6AWD.

**Author-Publisher Mike Mansfield, Warrington, Cheshire.
69 Pages, £6.00**

Available from PW Book Service, 75p post and packing

Packet radio seems to be a growth area in amateur radio in the UK, as is backed up the interest shown in 'Packet Panorama' in *PW*. Mike Mansfield's budget-priced handbook on the subject should prove useful to anyone taking up packet radio operation.

The newcomer is taken through a clearly written introduction with plenty of well-presented diagrams and graphics. His step-by-step approach guides the newcomer up to the stage where the whole sequence of commands are explained.

For a novice to packet, the book will serve to unravel many of its mysteries. The book will prove useful as a constant reference source - especially for the specialist jargon!

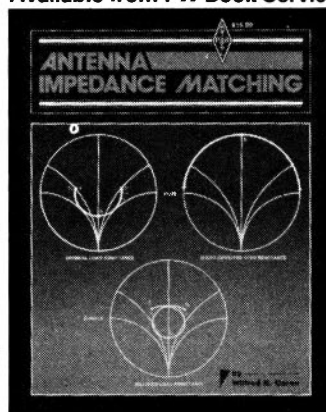
This book is designed for everyday bench use and uses the loose-leaf spirally bound technique. Doubtless packet fans as well as those who don't know much about this new mode will find it very useful.

**Antenna Impedance Matching
Wilfred N. Caron**

ARRL ISBN 0-87259-220-0

192 pages, £11-95

Available from PW Book Service, 75p post and packing




If you are a really keen antenna constructor and designer this book could help you along the way. Packed with theoretical, practical and worked examples, the author leads the reader through many differing matching situations. There's an interesting section dealing with the old favourite 'the matching stub' and the Smith Chart is used in many of the worked examples. This book is an ideal reference work for the dedicated designer.

**The ATV Compendium
Mike Wooding G6IQM
British Amateur Television Club
ISBN 0-9513779-1-4
103 pages £3.00.**

**From PW Book Service,
75p post and packing**

This book is a must for the amateur television enthusiast and those wanting to 'have a go'.

Packed with interesting articles - with the emphasis on home construction - this handbook will serve as an ideal introduction to the fascinating world of amateur television transmission and reception.



1990/91 Dial Search, Sixth Edition


George Wilcox

Author-Published ISBN 0-9508575-4-8

54 pages, £3-95 From PW Book Service, 75p post and packing.

This handy little listeners' reference and data book has quickly established itself as being an essential guide to European broadcasting. The friendly, 'no frills' approach provides a great deal of information in a small package.

The detailed map sections - complete with the comprehensive 'how to use them' section - are by far the most useful section in an already very useful little publication. Recommended for radio amateur and listener alike.



1990 Radio Amateur Callbook - International Listings

Edited by Marilyn Hertel and Donna Evans.

Radio Amateur Callbook Inc. Library of Congress Catalogue Card Number 65-31161. 1591 pages £19-50. From PW Book Service, 75p post and packing.

1990 Radio Amateur Callbook - North American Listings.

Edited by Marilyn Hertel and Donna Evans.

Radio Amateur Callbook Inc. Library of Congress Catalogue Card Number 65-30177. 1454 pages, £18-50. From PW Book Service, 75p post and packing.

These annual publications have become a veritable institution. If you're a DX-hunting, h.f. bands operator, then these are the books for you!

For the s.w.l. or licensed amateur who wants to QSL direct, an up-to-date listing is essential reading. A copy is also useful to have in the shack to enable you to identify a particular station and get a good idea of what propagation conditions are like.

Useful items often come in pairs and these two books are a prime example. Even if you don't buy these books every year, when you do, buy them as a matched pair.

Both volumes are large and some of the entries are fascinating to read. If you're one of those people that enjoys reading maps and gazetteers you'll find hours of interest just finding where the exotic places are before **trying** to work them!

The ARRL Operating Manual

Edited by Robert J. Halprin K1XA


684 pages, £12-95

Available from the PW Book Service, 75p post and packing

Although this book is undoubtedly aimed at the radio amateur and short wave listener in the USA and Canada, it will prove useful anywhere in the world.

The comprehensive book is a follow-on from where the *ARRL Amateur Radio Handbook* leaves off. Sections such as short wave listening, the amateur radio spectrum, basic operating, contests, operating wards, f.m. and repeaters, packet radio, and satellite techniques, clearly show that this book is in reality a handbook on amateur radio itself.

An excellent book, it is unusual in that it makes a good read. There aren't many books of this category that can claim that distinction. Well worth having on your bookshelf.



The books listed have been selected as being of special interest to our readers. They are supplied from our editorial address direct to your door. Some titles are overseas in origin.

HOW TO ORDER

POST AND PACKING: add 75p for one book, £1 for two or more books, orders over £25 post and packing free, (overseas readers add £1.50 for one book, £2.50 for two or more for surface mail postage) and send a postal order, cheque or international money with your order (quoting book titles and quantities) to **PW Publishing Limited, FREEPOST, Enefco House, The Quay, Poole, Dorset BH15 1PP.** Please make your cheques payable to Practical Wireless, payment by Access, Mastercard, Eurocard or Visa also accepted on telephone orders to Poole (0202) 665524. Books are normally despatched by return of post but please allow 28 days for delivery. Prices correct at time of going to press. Please note: all payments must be made in Sterling.

* A recent addition to our Book Service. O/P = Out of print, O/S = Out of stock.

RADIO

AIR & METEO CODE MANUAL

18th Edition. **Joerg Klingenfuss**
Detailed descriptions of the World Meteorological Organisation Global Telecommunication System operating FAX and RTTY meteo stations, and its message format with decoding examples. Also detailed description of the Aeronautical Fixed Telecommunication Network amongst others. 289 pages. £15.00

BETTER RADIO/TV RECEPTION

A. Mallett, A. T. Coshen and B. D. Clark
An Australian book giving guidance and advice to listeners seeking reliable reception of distant radio stations, and to DX listening hobbyists. 134 pages. £3.95

BETTER SHORTWAVE RECEPTION (USA)

W. S. Orr W5SAI and S. O. Cowan W2LX
Receivers, antennas, propagation, DX listening techniques for the short waves and v.h.f. 158 pages. O/S

PASSPORT TO WORLD BAND RADIO 1990

This book gives you the information to explore and enjoy the world of broadcast band listening. It includes features on different international radio stations, receiver reviews and advice as well as the hours and languages of broadcast stations by frequency. 338 pages. O/S

SCANNERS (Third Edition)

Peter Rouse GUIDKD
A guide for users of scanning receivers, covering hardware, antennas, accessories, frequency allocations and operating procedures. 245 pages. £8.95

SCANNERS 2

Peter Rouse GUIDKD
The companion to Scanners, this provides even more information on the use of the v.h.f. and u.h.f. communications band and gives constructional details for accessories to improve the performance of scanning equipment. 216 pages. £9.95

SHORT WAVE RADIO LISTENERS' HANDBOOK

Arthur Miller
In easy-to-read and non-technical language, the author guides the reader through the mysteries of amateur, broadcast and CB transmissions. 207 pages. £7.95

RADIOTELETYPE CODE MANUAL

18th Edition. **Joerg Klingenfuss**
This book gives detailed descriptions of the characteristics of telegraph transmission on short waves, with all commercial modulation types including voice frequency telegraphy and comprehensive information on all RTTY systems and c.w. alphabets. 96 pages. £2.00

THE SATELLITE EXPERIMENTER'S HANDBOOK (USA)

A guide to understanding and using amateur radio, weather and TV broadcast satellites. 207 pages. £7.50

1934 ORIGINAL SHORT WAVE RADIO MANUAL

Edited by **Hugo Gernsback**
A fascinating reprint from a bygone age with a directory of all 1934 s.w. receivers, servicing information, constructional projects, circuits and ideas on building vintage sets with modern parts. 280 pages. £10.15

HIGH POWER WIRELESS EQUIPMENT

Articles from *Practical Electricity* 1910-11
Edited by **Henry Walter Young**
A reprint of interesting practical articles from the early days of radio. 99 pages. £8.95

BEGINNERS

AN INTRODUCTION TO RADIO DXING (BP191)

R. A. Penfold
How to find a particular station, country or type of broadcast and to receive it as clearly as possible. 112 pages. £1.95

BEGINNER'S GUIDE TO RADIO

9th Edition. **Gordon J. King**
Radio signals, transmitters, receivers, antennas, components, valves and semiconductor, CB and amateur radio are all dealt with here. 266 pages. £7.95

ELECTRONICS SIMPLIFIED - CRYSTAL SET CONSTRUCTION (BP32). F. A. Wilson

Especially written for those who wish to take part in basic radio building. All the sets in the book are old designs updated with modern components. 72 pages. £1.75

THE SIMPLE ELECTRONICS CIRCUIT AND COMPONENTS Book One (BP32)

The aim of this book is to provide an in-expensive but comprehensive introduction to modern electronics. 209 pages. £3.50

TELEVISION

THE ATV COMPENDIUM

Mike Wooding G5UOM
This book is for those interested in amateur television, particularly the home construction aspect. There is not a 70cm section as the author felt this is covered in other books. Other fields, such as 3cm TV, are covered in depth. A must for the practical ATV enthusiast. 104 pages. £3.00

AN INTRODUCTION TO SATELLITE TELEVISION (BP195)

F. A. Wilson
Answers all kinds of questions about satellite television. For the beginner thinking about hiring or purchasing a satellite TV system there are details to help you along. For the engineer there are technical details including calculations, formulae and tables. 104 pages. £3.95

A TV-DXERS HANDBOOK (BP176)

R. Bunney
Information on transmission standards, propagation, receivers including multi-standard, colour, satellites, antennas, photography, station identification, interference etc. Revised and updated 1986. 87 pages. £5.95

GUIDE TO WORLD-WIDE TELEVISION TEST CARDS

2nd Edition. **Keith Hamer & Garry Smith**
Completely revised and expanded, this is a handy reference book for the DXTV enthusiast. Over 200 photographs of Test Cards, logos, etc., world wide. 60 pages. £4.95

SATELLITE TELEVISION INSTALLATION GUIDE

2nd Edition. **John Breeds**
A practical guide to satellite television. Detailed guidelines on installing and aligning dishes based on practical experience. 56 pages. £11.95

THEORY

COMMUNICATION (BP35)

Elements of Electronics Book 5
F. A. Wilson
Fundamentals of line, microwave, submarine, satellite, digital multiplex, radio and telegraphy systems are covered, without the more complicated theory or mathematics. 256 pages. £2.95

FILTER HANDBOOK A practical design guide

by **Stefan Niewiadomski**
A practical book, describing the design process as applied to filters of all types. Includes practical examples and BASIC programs. 195 pages. £25.00

FROM ATOMS TO AMPERES

F. A. Wilson
Explains in simple terms the absolute fundamentals behind electricity and electronics. 244 pages. £3.50

AUDIO (Elements of electronics - book 6)

F. A. Wilson
This book studies sound and hearing, and examines the operation of microphones, loudspeakers, amplifiers, oscillators, and both disk and magnetic recording. Intended to give the reader a good understanding of the subject without getting involved in the more complicated theory and mathematics. 320 pages. £3.95

PRACTICAL ELECTRONICS CALCULATIONS AND FORMULAE (BP53)

F. A. Wilson
This has been written as a workshop manual for the electronics enthusiast. There is a strong practical bias and higher mathematics have been avoided where possible. 249 pages. £3.95

SOLID STATE DESIGN FOR THE RADIO AMATEUR

Wayward W7ZOI and Doug DeMaw W1FB
Back in print by popular demand! A revised and corrected edition of this useful reference book covering all aspects of solid-state design. 256 pages. £10.95

THE ARRL ELECTRONICS DATA BOOK

Doug DeMaw W1FB
Back by popular demand, completely revised and expanded, this is a handy reference book for the r.f. designer, technician, amateur and experimenter. 280 pages. £9.95

A BEGINNERS GUIDE TO MODERN ELECTRONIC COMPONENTS (BP285)

R. A. Penfold
This book covers a wide range of modern components. The basic functions of the components are described, but this is not a book on electronic theory and does not assume the reader has an in-depth knowledge of electronics. It is concerned with practical aspects such as colour codes, deciphering code numbers and the suitability. 164 pages. £2.95

EVERYDAY ELECTRONICS DATA BOOK

Mike Tooley BA
This book is an invaluable source of information of everyday relevance in the world of electronics. It contains not only sections which deal with the essential theory of electronic circuits, but it also deal with a wide range of practical electronic applications. 250 pages. £5.95

LISTENING GUIDES

AIR BAND RADIO HANDBOOK (3rd Edition)

David J. Smith
Listen to: conversations between aircraft and ground control. The author, an air traffic controller, explains more about this listening hobby. 174 pages. £8.00

AIR TRAFFIC CONTROL

David Adair
A guide to air traffic control with maps, drawings and photographs explaining how aircraft are guided through crowded airspace. 176 pages. O/P

DIAL SEARCH

9th Edition. **George Wilson**
The listener's check list and guide to European broadcasting. Covers m.w., l.w., v.h.f. and s.w., including two special maps. 54 pages. £3.95

FLIGHT ROUTINGS 1990

T. T. Williams
Identifies the flights of airlines, schedule, charter, cargo and mail, to and from the UK and Eire and overflights between Europe and America. 104 pages. £4.95

GUIDE TO BROADCASTING STATIONS

20th Edition 1989/90. **Philip Darrington**
Frequency and station data, receivers, antennas, Latin American DXing, reporting, computers in radio, etc. 240 pages. £3.95

GUIDE TO FACSIMILE STATIONS 18th Edition

Joerg Klingenfuss
This manual is the basic reference book for everyone interested in FAX. Frequency, call sign, name of the station, ITU country/geographical symbol, technical parameters of the emission are all listed. All frequencies have been measured to the nearest 100Hz. 318 pages. £14.00

GUIDE TO FORMER UTILITY TRANSMISSIONS

3rd Edition. **Joerg Klingenfuss**
Built on continuous monitoring of the radio spectrum from the sixties until the recent past. A useful summary of former activities of utility stations providing information in the classification and identification of radio signals. 126 pages. £8.00

GUIDE TO UTILITY STATIONS

8th Edition. **Joerg Klingenfuss**
This book covers the complete short wave range from 3 to 30MHz plus the adjacent frequency bands from 0 to 150kHz and from 1.6 to 3MHz. It includes details on all types of utility stations including FAX and RTTY. There are 15802 entries in the frequency list and 3123 in the alphabetical call sign list plus press services and meteorological stations. 502 pages. £19.00

HF OCEANIC AIRBAND COMMUNICATIONS

3rd Edition. **Bill Laver**
Aircraft channels by frequency and band, main ground radio stations, European R/T networks, North Atlantic control frequencies. 29 pages. £3.90

INTERNATIONAL RADIO STATIONS GUIDE (BP255)

Revised and updated in 1988, this book shows the site, country, frequency/wavelength and power of stations in Europe, the Near East and N. Africa, North and Latin America and the Caribbean, plus short wave stations worldwide. 128 pages. £4.95

MARINE UK RADIO FREQUENCY GUIDE

Bill Laver
A complete guide to the UK s.w. and v.h.f. marine radio networks. Useful information, frequency listings and the World Marine Coastal Phone Stations. 62 pages. £4.95

NEWNES SHORT WAVE LISTENING HANDBOOK

Joe Pritchard G1UOW
A technical guide for all short wave listeners. Covers construction and use of sets for the s.w.l. who wants to explore the bands up to 30MHz. 288 pages. £12.95

THE COMPLETE VHF/UHF FREQUENCY GUIDE

Updated 1990
This book gives details of frequencies from 26-2250MHz with no gaps and who uses what. Recently updated, there are chapters on equipment requirements as well as antennas, etc. 88 pages. £3.95

THE INTERNATIONAL VHF FM GUIDE

7th Edition. **Julian Baldwin G3UNK** and **Kris Partridge G8AUU**
The latest edition of this useful book gives concise details of repeaters and beacons worldwide plus coverage maps and further information on UK repeaters. 70 pages. £2.95

THE POCKET GUIDE TO RTTY AND FAX STATIONS

Bill Laver
A handy reference book listing RTTY and FAX stations, together with modes and other essential information. The listing is in ascending frequency order, from 1.6 to 27.1MHz. 46 pages. £2.95

SHORT WAVE LISTENERS CONFIDENTIAL FREQUENCY LIST

Bill Laver
Covering the services and transmission modes that can be heard on the bands between 1.635 and 29.7MHz. £8.95

VHF/UHF AIRBAND FREQUENCY GUIDE (Updated)

A complete guide to the airband frequencies including how to receive the signals, the frequencies and services, VOLMET and much more about the interesting subject of airband radio. 74 pages. £3.95

WORLD RADIO TV HANDBOOK 1990

Country-by-country listings of long, medium and short wave broadcast and TV stations. Receiver test reports. English language broadcasts. The s.w.l.'s "bible". 576 pages. £10.99

INTERFERENCE

INTERFERENCE HANDBOOK (USA)

William R. Nelson WA8FQG
How to locate and cure r.f.i. for radio amateurs, CBers and TV and stereo owners. 253 pages. £3.75

RADIO FREQUENCY INTERFERENCE (USA)

What causes r.f.i.? Are all r.f.i. problems difficult, expensive and time-consuming to cure? These questions and many more are answered in this book. 84 pages. £4.90

AMATEUR RADIO

AMATEUR RADIO CALL BOOK (RSGB)

Spring Edition
Now incorporates a 48-page section of useful information for amateur radio enthusiasts. 310 pages. £7.70

AMATEUR RADIO SATELLITES the first 25 years

Arthur C. Gee G2UK
This souvenir publication mainly a pictorial account of the pattern of developments which have occurred over the last 25 years. 34 pages. £2.25

AN INTRODUCTION TO AMATEUR RADIO (BP257)

I. O. Poole
This book gives the newcomer a comprehensive and easy to understand guide through amateur radio. Topics include operating procedures, jargon, propagation and setting up a station. 150 pages. £3.50

HINTS AND KINKS FOR THE RADIO AMATEUR

Edited by **Charles L. Hutchinson** and **David Newkirk**
A collection of practical ideas gleaned from the pages of QST magazine. 152 pages. O/S

HOW TO PASS THE RADIO AMATEURS' EXAMINATION (RSGB)

Clive Smith G4FZH and **George Bonbow G3HB**
The background to multiple choice exams and how to study for them with sample RAE papers for practice plus maths revision. 88 pages. £5.65

PASSPORT TO AMATEUR RADIO

Printed from *PW* 1981-1982
The famous series by GW3JGA, used by thousands of successful RAE candidates

in their studies. Plus other useful articles for RAE students.
96 pages. £1.50

PRACTICAL IDEAS FOR RADIO AMATEURS

Ian Poole G3YWX

Offers a wealth of hints, tips and general practical advice for all transmitting amateurs and short wave listeners. 128 pages. £3.95

RADIO AMATEUR'S GUIDE TO RADIO WAVE PROPAGATION (HF Bands). F. C. Judd G2BCX

The how and why of the mechanism and variations of propagation in the h.f. bands. 144 pages. £3.95

THE 1990 ARRL HANDBOOK FOR THE RADIO AMATEUR

This is the 66th edition of this very useful hardback reference book. Updated throughout it has several new sections covering oscilloscopes, spectrum analysers, digital frequency synthesis, phase-noise measurement and new constructional projects. 1200 pages. £15.95

***THE ARRL OPERATING MANUAL**

Another very useful book from the ARRL. Although written for the American radio amateur, this book will also be of use and interest to the UK amateur. 694 pages. £12.95

THE ARRL SATELLITE ANTHOLOGY

The best from the Amateur Satellite News column and articles out of 31 issues of QST have been gathered together in this book. The latest information on OSCARs 9 through 13 as well as the RS satellites is included. Operation on Phase 3 satellites (OSCAR 10 and 13) is covered in detail. 97 pages. £4.95

THE COMPLETE DX'er

Bob Locher W5KNI

Now back in print, this book covers equipment and operating techniques for the DX chaser, from beginner to advanced. 167 pages. £7.95

THE RAE MANUAL (RSGB)

G.L.Benbow G3HB

The latest edition of the standard aid to studying for the Radio Amateurs' Examination. Updated to cover the latest revisions to the syllabus. 132 pages. £5.65

THE RADIO AMATEUR'S DX GUIDE (USA)

15th Edition

The guide contains information not easily obtained elsewhere and is intended as an aid and quick reference for all radio amateurs interested in DX. 38 pages. £2.95

THE RADIO AMATEUR'S QUESTIONS & ANSWER REFERENCE MANUAL.

4th Edition. R. E. G. Petri G8CJJ

This book has been compiled especially for students of the City and Guilds of London Institute RAE. It is structured with carefully selected multiple choice questions, to progress with any recognised course of instruction, although is not intended as a text book. 280 pages. £7.95

VHF HANDBOOK FOR RADIO AMATEURS (USA)

H. S. Brier W9EGQ & W. I. Orr W6SAI

VHF/UHF propagation, including moonbounce and satellites, equipment and antennas. 335 pages. £7.95.

YOUR GATEWAY TO PACKET RADIO

Stan Horzepa WA1LOU

What is packet radio good for and what uses does it have for the 'average' amateur? What are protocols? Where, why, when? Lots of the most asked questions are answered in this useful book. It included details of networking and space communications using packet. 278 pages. £7.95

MAPS

IARU LOCATOR MAP OF EUROPE

DARC

This multi-coloured, plastics laminated, map of Europe shows the IARU ("Maidenhead") Locator System. Indispensable for the v.h.f. and u.h.f. DX'er. 692 x 872mm. £5.25

RADIO AMATEUR'S PREFIX MAP OF THE WORLD (USA)

Showing prefixes and countries, plus listings by order of country and of prefix. 1014 x 711mm. £2.95

RADIO AMATEUR'S WORLD ATLAS (USA)

Seventeen pages of maps, including the world-polar projection. Also includes the table of allocation of international callsign series. £3.50

DATA REFERENCE

DIGITAL IC EQUIVALENTS AND PIN CONNECTIONS (BP140)

A. Michaels

Equivalents and pin connections of a popular selection of European, American and Japanese digital i.c.s. 256 pages. £5.95.

INTERNATIONAL DIODE EQUIVALENTS GUIDE (BP100)

A. Michaels

Possible substitutes for a large selection of many different types of semiconductor diodes. 144 pages. 0/P.

INTERNATIONAL TRANSISTOR EQUIVALENTS GUIDE (BP65)

A. Michaels

Possible substitutes for a popular selection of European, American and Japanese transistors. 320 pages. £3.50

LINEAR IC EQUIVALENTS AND PIN CONNECTIONS (BP141)

A. Michaels

Equivalents and pin connections of a popular selection of European, American and Japanese linear i.c.s. 320 pages. 0/P

NEWNES AUDIO & HI-FI ENGINEER'S POCKET BOOK

Vivian Capel

This is a concise collection of practical and relevant data for anyone working on sound systems. The topics covered include microphones, gramophones, CDs to name a few. 190 pages. Hardback. £9.95

NEWNES COMPUTER ENGINEER'S POCKET BOOK

This is an invaluable compendium of facts, figures, circuits and data and is indispensable to the designer, student, service engineer and all those interested in computer and microprocessor systems. 203 pages. Hardback. £9.95

NEWNES ELECTRONICS POCKET BOOK

5th Edition

Presenting all aspects of electronics in a readable and largely non-mathematical form for both the enthusiast and the professional engineer. 315 pages. Hardback. £9.95

NEWNES RADIO AND ELECTRONICS ENGINEER'S POCKET BOOK

18th Edition. Keith Brindley

Useful data covering math, abbreviations, codes, symbols, frequency bands/allocations, UK broadcasting stations, semi-conductors, components, etc. 325 pages. Hardback. £9.95

NEWNES TELEVISION AND VIDEO ENGINEER'S POCKET BOOK

Eugene Trundle

This is a valuable reference source for practitioners in "entertainment" electronic equipment. It covers TV reception from v.h.f. to s.h.f. display tubes, colour camera technology, video recorder and video disc equipment, video text and hi-fi sound. 323 pages. Hardback. 0/P

POWER SELECTOR GUIDE (BP235)

J. C. J. Van de Ven

This guide has the information on all kinds of power devices in useful categories (other than the usual alpha numeric sort) such as voltage and power properties making selection of replacements easier. 160 pages. £4.95

TRANSISTOR SELECTOR GUIDE (BP234)

J. C. J. Van de Ven

This guide has the information on all kinds of transistors in useful categories (other than the usual alpha numeric sort) such as voltage and power properties making selection of replacements easier. 192 pages. 0/P

FAULT FINDING

ARE THE VOLTAGES CORRECT?

Reprinted from PW 1982-1983

How to use a multimeter to fault-find on electronic and radio equipment, from simple resistive dividers through circuits using diodes, transistors, i.c.s and valves. 44 pages. £1.50

GETTING THE MOST FROM YOUR MULTIMETER (BP239)

R. A. Penfold

This book is primarily aimed at beginners. It covers both analogue and digital multimeters and their respective limitations. All kinds of testing is explained too. No previous knowledge is required or assumed. 102 pages. £2.95

MORE ADVANCED USES OF THE MULTIMETER BP265

R.A. Penfold

This book is primarily intended as a follow-up to BP239, Getting the most from your Multimeter. By using the techniques described in this book you can test and analyse the performance of a range of components with just a multimeter (plus a very few inexpensive components in some cases). The simple add-ons described extend the capabilities of a multimeter to make it even more useful. 85 pages. £2.95.

OSCILLOSCOPES, HOW TO USE THEM, HOW THEY WORK 3rd Edition

Ian Hickman

This book describes oscilloscopes ranging from basic to advanced models and the accessories to go with them. £12.95

PRACTICAL HANDBOOK OF VALVE RADIO REPAIR

Chas E. Miller

The definite work on repairing and restoring valved broadcast receivers dating from the 1930s to the 60s. Appendices giving intermediate frequencies, valve characteristic data and base connections. 230 pages. Hardback. £20.00

TRANSISTOR RADIO FAULT FINDING CHART (BP70)

C. E. Miller

Used properly, should enable most common faults to be traced reasonably quickly. Selecting the appropriate fault description at the head of the chart, the reader is led through a sequence of suggested checks until the fault is cleared. 635 x 455mm (approx). £9.95

CONSTRUCTION

HOW TO DESIGN AND MAKE YOUR OWN P.C.B.s (BP121)

R. A. Penfold

Designing or copying printed circuit board designs from magazines, including photographic methods. 80 pages. £2.50

INTRODUCING QRP

Collected articles from PW 1983-1985

An introduction to low-power transmission, including constructional details of designs by Rev. George Dobbs G3RJV for transmitters and transceivers from Top Band to 14MHz, and test equipment by Tony Smith G4FAL. 64 pages. £1.50

MORE ADVANCED POWER SUPPLY PROJECTS (BP192)

R. A. Penfold

The practical and theoretical aspects of the circuits are covered in some detail. Topics include switched mode power supplies, precision regulators, dual tracking regulators and computer controlled power supplies, etc. 92 pages. £2.95

POWER SUPPLY PROJECTS (BP76)

R. A. Penfold

This book gives a number of power supply designs including simple unregulated types, fixed voltage regulated types and variable voltage stabilised designs. 91 pages. £2.50

PRACTICAL POWER SUPPLIES

Collected articles from PW 1978-1985

Characteristics of batteries, transformers, rectifiers, fuses and heatsinks, plus designs for a variety of mainstream power supplies, including the PW "Marchwood" giving a fully stabilised and protected 12V 30A d.c. 48 pages. £1.25

QRP NOTEBOOK

Doug DeMaw W1FB

This book deals with the building and operating of a successful QRP station. Lots of advice is given by the author who has spent years as an ardent QRP'er. All the text is easy-to-read and the drawings large and clear. 77 pages. £4.95

TEST EQUIPMENT CONSTRUCTION

R.A. Penfold

Describes, in detail, how to construct some simple and inexpensive, but extremely useful, pieces of test equipment. 104 pages. £2.95

50 (FET) FIELD EFFECT TRANSISTOR PROJECTS

F.G.Rayer

50 circuits for the s.w.l., radio amateur, experimenter or audio enthusiast using f.e.t.s. 104 pages. £2.95

ANTENNAS (AERIALS)

AERIAL PROJECTS (BP105)

Practical designs including active, loop and ferrite antennas plus accessory units. 96 pages. £2.50

ALL ABOUT CUBICAL QUAD ANTENNAS (USA)

W. I. Orr W6SAI & S. D. Cowan W2LX

Theory, design, construction, adjustment and operation of quads. Quads vs. Yagis. Gain figures. 109 pages. £5.50

ALL ABOUT VERTICAL ANTENNAS (USA)

W. I. Orr W6SAI & S. D. Cowan W2LX

Theory, design, construction, operation, the secrets of making vertical work. 191 pages. £7.50

AN INTRODUCTION TO ANTENNA THEORY (BP198)

H. C. Wright

This book deals with the basic concepts relevant to receiving and transmitting

antennas. Lots of diagrams reduce the amount of mathematics involved.

86 pages. £2.95

ANTENNA IMPEDANCE MATCHING

Wilfred N. Caron

Proper impedance matching of an antenna to a transmission line is of concern to antenna engineers and to every radio amateur: a properly matched antenna as the termination for a line minimises feed-line losses. Power can be fed to such a line without the need for a matching network at the line input. There is no mystique involved in designing even the most complex multi-element networks for broadband coverage. Logical step-by-step procedure is followed in this book to help the radio amateur with this task. 192 pages. £11.95

BEAM ANTENNA HANDBOOK (USA)

W. I. Orr W6SAI & S. D. Cowan W2LX

Design, construction, adjustment and installation of h.f. beam antennas. 198 pages. 0/P

***NOVICE ANTENNA NOTEBOOK**

Doug DeMaw W1FB

Another book from the pen of W1FB, this time offering "new ideas for beginning hams". All the drawings are large and clear and each chapter ends with a glossary of terms. 130 pages. £5.95

DUT OF THIN AIR

Collected Antenna Articles from PW 1977-1980

Including such favourites as the 2L Special and '2BCX 16-element beams for 2m, and the famous "Slim Jim", designed by Fred Judd G2BCX. Also features systems for Top Band, medium wave/long wave loop designs and a v.h.f. direction finding loop. Plus items on propagation, accessories and antenna design. 80 pages. £1.80

PRACTICAL WIRE ANTENNAS - Effective HF Designs for the Radio Amateur. John D. Heys G3BCQ

Wire antennas offer one of the most cost-effective ways to put out a good signal on the h.f. bands and this practical guide to their construction has something to interest every amateur on a budget. 100 pages. £7.53.

SIMPLE, LOW-COST WIRE ANTENNAS FOR RADIO AMATEURS (USA)

W. I. Orr W6SAI & S. D. Cowan W2LX

Efficient antennas for Top Band to 2m, including "invisible" antennas for difficult station locations. 191 pages. £6.75

THE ARRL ANTENNA BOOK (USA) 15th Edition

A station is only as effective as its antenna system. This book covers propagation, practical constructional details of almost every type of antenna, test equipment and formulas and programs for beam heading calculations. £12.95

THE ARRL ANTENNA COMPENDIUM (USA)

Volume One

Fascinating and hitherto unpublished material. Among the topics discussed are quads and loops, log periodic arrays, beam and multi-band antennas, verticals and reduced size antennas. 175 pages. £7.50

WIRES & WAVES

Collected Antenna Articles from PW 1980-1984

Antenna and propagation theory, including NBS Yagi design data. Practical designs for antennas from medium waves to microwaves, plus accessories such as a.t.u.s, s.w.r. and power meters and a noise bridge. Dealing with TVI. 160 pages. £3.00

W1FB'S ANTENNA NOTEBOOK

Doug DeMaw W1FB

This book provides lots of designs, in simple and easy to read terms, for simple wire and tubing antennas. All drawings are large and clear making construction much easier. 124 pages. £5.95

25 SIMPLE AMATEUR BAND AERIALS (BP125)

E. M. Noll

How to build 25 simple and inexpensive aerials, from a simple dipole through beam and triangle designs to a mini-rhombic. Dimensions for specific spot frequencies including the WARC bands. 80 pages. £1.95

25 SIMPLE INDOOR AND WINDOW AERIALS (BP136)

E. M. Noll

Designs for people who live in flats or have no gardens, etc., giving surprisingly good results considering their limited dimensions. 64 pages. £1.75

25 SIMPLE SHORT WAVE BROADCAST BAND AERIALS (BP132)

E. M. Noll

Designs for 25 different aerials, from a simple dipole through helical designs to a multi-band umbrella. 80 pages. £1.95

25 SIMPLE TROPICAL AND MW BAND AERIALS (BP145)

E. M. Noll

Simple and inexpensive aerials for the broadcast bands from medium wave to 49m. 64 pages. £1.75

THE RADIO AMATEUR ANTENNA HANDBOOK

William I. Orr W6SAI & Stuart. D. Cowan W2LX

Yagi, quad, quagi, l-p, vertical, horizontal and "sloper" antennas are all covered. Also towers, grounds and rotators. 190 pages. £6.75

COMPUTING

AN INTRODUCTION TO COMPUTER COMMUNICATIONS (BP177)

R. A. Penfold

Details of various types of modem and their applications, plus how to interconnect computers, modems and the telephone system. Also networking systems and RTTY. 96 pages. £2.95

AN INTRODUCTION TO COMPUTER PERIPHERALS (BP170)

J. W. Penfold

Covers a wide range of computer peripherals such as monitors, printers, disk drives, cassette recorders, modems, etc., explaining what they are, how to use them and the various types of standards. 80 pages. £2.50

MICROPROCESSING SYSTEMS AND CIRCUITS (BP77)

Elements of Electronics Book 4

F. A. Wilson

A comprehensive guide to the elements of microprocessing systems, which are becoming ever more involved in radio systems and equipment. 256 pages. 0/P

MORSE

INTRODUCING MORSE

Collected Articles from PW 1982-1985

Ways of learning the Morse Code, followed by constructional details of a variety of keys including lambic, Triambi, and an Electronic Bug with a 528-bit memory. 48 pages. £1.25

THE SECRET OF LEARNING MORSE CODE

Mark Francis

Designed to make you proficient in Morse code in the shortest possible time, this book points out many of the pitfalls that beset the student. 87 pages. £4.95

Classified Ads

Whilst prices of goods shown in advertisements are correct at the time of going to press, readers are advised to check with the advertiser both prices and availability of goods before ordering from non-current issues of the magazine

Service Sheets and Servicing

Wanted

Valves

TEST EQUIPMENT MAINTENANCE

HESING TECHNOLOGY

Components

QUARTZ CRYSTALS and FILTERS

Large numbers of standard frequencies in stock for amateur, CB, professional and industrial applications.
Stock crystals **£5.50** each (inc. VAT and UK post).
Any frequency or type made-to-order from **£6.50**.
Phone or SAE for lists.

GOLLEDGE ELECTRONICS
Merriott, Somerset, TA16 5NS
Tel: (0460) 73718

J. A. B. The new name in Mail Order. Electronic and R. F. Components, with an evening telephone service. Catalogue 50p (Refunded on first order) from:- JAB 76 Wensleydale Road Greatbarr, Birmingham B42 1PL.

TOROIDAL CORES, FERRITE BEADS, send 50p for catalogue to: FERROMAGNETICS PO Box 577 Mold, Clwyd, N. Wales CH7 1AH.

ORDER FORM PLEASE WRITE IN BLOCK CAPITALS

CATEGORY HEADING.....

[illegible]

Computer Soft/w & Hard/w

COMMODORE COMPUTERS (+4, C16, 64, 128). "MICROCOM" cw/rtty tx/rx with superb Morse tutor. "TURBO LOG" ultimate high speed station log. "MICROCOM INTERFACE" ready built. S.A.E. to: Moray Micro Computing, Enzie Slackhead, Buckie, Moray, AB5 2BR. (Tel. 0542 7384).

IBM/COMPATIBLE SHAREWARE CATALOGUE. 7000+ files, wordprocessors, spreadsheets, communications, Ham & games. Send £1.50 or 2 disks & return postage. AK SHAREWARE, 54 Sheldrake Road, Christchurch, Dorset BH23 4BP.

PC SOFTWARE BY G4BMK

RTTY, AMTOR, CW (Tx and Rx) SSTV, FAX, Audio Analyzer (Rx only). See review PW June 1990 Page 66. A high performance multimode program for IBM PC compatibles. £99 complete.

Any mix of modes to your choice - send SAE for details and prices. Use with ST5, Versaterm etc, or our matching T.U., built, boxed: £69. State callsign, if any, with order.

GROSVENOR SOFTWARE (PW)

2 Beacon Close, SEAFORD, East Sussex BN25 2JZ (Tel: (0323) 893378)

IBM/PC SOFTWARE DIRECT FROM THE AUTHOR. Scanner memory manager database £15, utility stations database, Morse tutor £5 each (see Backscatter August '90 for review) s.a.e. for details. Price includes P&P. Cheques payable to Trevor Rowell. BOX No. 22. PW Publishing Ltd, Enecco House, The Quay, Poole, Dorset BH15 1PP.

COMMODORE 64 HAM PROGRAMS. 4 disk sides £5.99. 8 disk sides £8.99. SOFT 64. P.O. BOX 465, BELFAST BT6 8PN

Educational

TAUNTON: Somerset College of Arts and Technology, Wellington Road, Taunton are offering the RAE Course for the May exam. It will be held on Tuesday evenings from 7.00 to 9.00pm and the tutor will be Peter Upton G7CCV (Golf, Seven, Charlie, Victor). For enrolment details, please telephone: (0823) 283403.

ELECTRONICS WORKSHOP Repairs, rebuilds, modifications, advice. Specialists in valve equipment. See also PAYL School.Green, G1NAK Chylean, Tintagel, Cornwall. Tel: (0840) 212262.

R.A.E. PAY AS YOU LEARN Correspondence. £2 per lesson includes tuition. See also Electronics Workshop. Green, C. Eng., M.I.E.E. Chylean, Tintagel, Cornwall. Tel: (0840) 212262

INDEX TO ADVERTISERS

AH Supplies	57
AKD	12
ARE Communications	9
Anchor Surplus	64
Arrow	10
Birkett, J	20
Bredhurst Electronics	52
Cambridge Kits	58
Castle Electronics	42
Characteristics	12
Colomor	64
Comar	41
Datong	52
Dewsbury	11
Dressler Communications	28
ERA	58
Elliott Electronics	58
Garex	41
Henrys Audio	37
Hobbies	41
ICS Electronics	19, 23, 35, 39
ICS Intertext	42
Icom (UK)	2, 3, Cover iii
KW Communications	50
Lake Electronics	42
Langrex Supplies	20

Veteran & Vintage

THE VINTAGE WIRELESS BOOK LISTING. Published regularly containing 100s of out of print, old and collectable wireless and T.V. books, magazines etc. Send two first class stamps for next copy or £1.50 for next 4 issues. **WANTED,** Pre-1960 wireless books, magazines, catalogues, any printed material or Ephemera relating to wireless. CHEVET BOOKS, 157 Dickson Road, Blackpool, Lancashire FY1 2EU. Tel: (0253) 751858

RADIO RESTORATIONS

Enthusiastic valve radio repair specialist offers restoration or repairs to Military, Vintage and Communication Equipment. Meticulous workmanship, all work guaranteed.

For a friendly chat and estimate telephone:

JIM COOKSON, KIDDERMINSTER, WORCS. (0562) 823674

SERVICE MANUALS from £0.50

Sony CD Player SL-P1	£2.00
Sony CD Player SL-P2	£2.00
Sony CD Player SL-P3	£2.00
Sony CD Player SL-P8/(K)	£1.50
Sony CD Player SL-PJ1	£2.00
Sony Turntable System SL-BD2	£0.50
Sony Turntable System SL-B21	£1.00
Sony Turntable System SL-BD3	£1.00
Sony Turntable System SL-D310/(K)	£0.50
Sony Turntable System SL-D4/(K)	£1.00
Sony Turntable System SL-J1	£1.00
Sony Turntable System SL-J11	£1.00
Sony Turntable System SL-QD2	£1.00
Sony Turntable System SL-QL5/(K)	£1.00
Grundig VCR 2x4 plus GB	£3.50
Pye CTV 7225, 7227, 3150 & 7323	£3.00

Others available from 50p, send large s.a.e. Cheques payable to PWP Ltd. Box No. 21. PW Publishing Ltd., Enecco House, The Quay, Poole, Dorset BH15 1PP.

Antennas

PORTABLE SECTIONAL ALUMINIUM MASTS 42ft X 2ins C/W all fixings in canvass bag £135. Horsham (0403) 722444 evenings.

Scanning

PRO 2004/5/6 PS90 MODULE.

Searches - memorises - recalls automatically. Reviewed PW/SWM. Details S.A.E. G31ES BRISTOL 500742.

Miscellaneous

GZVF LOOP ANTENNAS COMPLETE WITH ATU FOR H.F. HAM RADIO BAND TRANSMISSION (SWR One to One 40, 15 and 10 and One Point Five to One 80 and 20) AND SWLS, AND LONG AND MEDIUM WAVE BANDS FOR BCLs. Loops 21 inches square or triangle. No special skills required. Circuits, Parts Lists with sources of supply assembly data. **HIGH FREQUENCY LOOP** 30 to 10 Metres **£5.** **LONG AND MEDIUM WAVE LOOP** for BCLs **£3.** **LONG WAVE MEDIUM WAVE AND SHORT WAVE LOOP** 1500 to 10 Metres **FOR THE BCL AND SWL £8.** **SHORT WAVE ATU FOR LOOP OR LONG WIRE ANTENNA £4.** **SHORT WAVE ATU BUILT IN PRE AMP FOR LOOP OR LONG WIRE £7.** Pre-amp LW, MW and SWave £2. **MW LOOP** with pre amp ATU £3. **PRE AMP FOR GZVF HF Loop or ATU £4.** SAE details. All projects DIY. Metal Detector £2. Phot oCopy HRO manual £4. F.G. Rylands, 39 Parkside Avenue, Millbrook, Southampton SO1 9AF Tel. (0703) 775064.

HEATHKIT U.K. Spares and Service Centre. Cedar Electronics Unit 12, Station Drive, Bradon, Tewkesbury, Glos. Tel: (0684) 73127.

NOTICE TO ADVERTISERS

Would intending and existing advertisers please note that *Practical Wireless* has an editorial policy not to accept advertising for surveillance and 'bugging' transmitting and receiving equipment, or any other equipment which cannot legitimately be used within the UK.

THE SCIENTIFIC WIRE COMPANY

811 Forest Road, London E17. Tel: 01-531 1568

SWG	1lb	8oz	4oz	2oz
8 to 34	3.63	2.09	1.10	0.88
35 to 39	3.82	2.31	1.27	0.93
40 to 43	6.00	3.20	2.25	1.61
44 to 47	8.67	5.80	3.49	2.75
48	15.96	9.58	6.38	3.69
14 to 30	10.10	5.20	2.93	1.97
14 to 30	3.97	2.41	1.39	0.94
Fluxcore	5.90	3.25	1.82	0.94
Solder				

Post free, please add VAT @ 15%. Orders under £3.00 add 50p. SAE for list of copper and resistance wire. Dealer enquiries welcome.

For Sale

USED SCOPES, SIG. GENs, METERS, P.S.Us. Many bargains in our walk-round store. COOKE INTERNATIONAL, Unit 4 Fordingbridge Site, Main Road, BARNHAM, Bognor Regis, West Sussex, PO22 0EB. Tel: (0243) 545111.

MORSE DECODE KITS. Alphanumeric L-C 16 character display. Decodes at almost any speed. Centre tone and maximum tone deviation adjustable. Requires 2x7 v.a.c. or 9-12 v.d.c. Complete kit less case. Cheque or P.O. for £59.95 to: PETTERMANN, 22 Cresswell Drive, Cottesmore, Oakham, Leicestershire LE15 7DY.

YAESU FT290 with Linear charger, case £210, RACAL RA17 excellent cond. £80, QRO 2 Metre Linear 2x4cx250 with PSU £280, Tonna Telescopic 13 Metre mast with unused rotator £100. Please telephone (0902) 771909.

NEW UNITS: 50 Smoothing chokes 700mh Impedance. 50 VA Stack. Size: 9x5 x 7.5cm. £200 (lot). (Individually; £5.00 each) Tel: (0737) 767291.

ICOM IC32E DUAL BAND HANDHELD TRANSCIEVER, £300.00 ONO. BOTH ITEMS NEW THIS YEAR (0252) 54764.

REGENTONE RADIO GRAM. M/L/S Waves. Collaro Deck. In walnut bureau cabinet. OFFERS: Metheringham (0526) 21436.

RCS VARIABLE VOLTAGE D.C. BENCH POWER SUPPLY

1 to 24 volts up to 0.5 amp. 1 to 20 volts up to 1 amp. 1 to 16 volts up to 1.5 amps. D.C. Fully stabilised. Twin panel meters for instant voltage and current readings. Overload protection. Fully variable. Operates from 240V A.C. Compact Unit: size 9 x 5.5 x 3ins.

£42 Incl. VAT + Post £2.



NEW MODEL Up to 38 volts DC at 6amp. 10 amp peak. Fully variable. Twin Panel Meters. Size 14.5 x 11 x 4.5in. £96 incl VAT. Carr £6

RADIO COMPONENT SPECIALISTS

337 Whitehorse Road, Croydon SURREY, U.K. Tel: 081-684 1665
List Large S.A.E. Delivery 7 days. Callers Welcome. Closed Wednesday

144 MHz to 2500MHz Cavity Wavemeter.

One Wavemeter to cover the VHF/UHF Bands 144MHz to over 2500MHz. Don't get caught without one.



Write to: P. Sergeant G4ONF, 6 Gurney Close, Costessey, Norwich. Tel: (0603) 747782

YOUR LOCAL DEALERS

SOUTH WALES

ELECTRO MART

Receivers, Scanners, Howes, ERA, CB, Marine radio etc. part exchange welcome.

96 High St, Clydach,
Swansea
Tel: 0792 842135

**TO FILL
THIS SPACE
CALL:**

**0202
676033**

STOCKPORT

NCS FACILITIES LTD

GENUINE NEW, USED
SPARES & CRYSTALS
SECONDHAND RIGS
HAND HELDS
FOR SALE/HIRE
PMR BAND III & MARINE
PART-EX WELCOME



Communications Centre
67 Chatham Street
Edgely,
Stockport SK3 9EG

Telephone: 061 429 6332
Fax: 061 480 0509

DERBYSHIRE

RILEY'S T.V. SERVICES LTD.

SUPPLIERS OF:-
SCANNERS — C.B. 27-934 MHZ —
AERIALS — TEST METERS — TOOLS —
TELEPHONES KITS AND CABLES

125 LANGWITH ROAD
HILLSTOWN
CHESTERFIELD S44 9SP
PHONE 0246 826578

CLOSED WEDNESDAY

HERNE BAY



ICOM (UK) LIMITED

The Official Icom Importer
Unit 8, Sea Street
Herne Bay, Kent CT6 8LD
Tel: 0227 369464

Fax: 0227 360 155
Open Mon-Sat 9-5.30,
(Lunch 1-2.00 pm)

SOUTHAMPTON

South Midlands Communications

Official Yaesu Importer

S.M. House, School Close,
Chandlers Ford Industrial Estate,
Eastleigh Hants SO5 3BY.
Tel: 0703 255111

PORTSMOUTH

Nevada Communications

Importers of the Nevada
range of 934MHz equipment

189, London Road,
North End, Portsmouth,
Hants, PO2 9AE
Tel: 0705 662145

DEVON

Reg. Ward & Co. Ltd.

The South-West's largest amateur
radio stockist. Approved dealer for
Kenwood, Yaesu and Icom

1 Western Parade,
West Street, Axminster,
Devon, EX13 5NY
Tel: 0297 34918

(Closed 1:00-2:00 and all day Monday)

BUCKINGHAMSHIRE

Photo-Acoustics Ltd.

Approved Kenwood, Yaesu and
Icom dealer (part exchange
always welcome)

58 High Street, Newport Pagnell,
Buckinghamshire MK16 8AQ
Tel: 0908 610625

(Tues-Fri 9:30-5:30, Sat 9:30-4:30)
Closed Mondays

SOUTH WALES

MAIL ORDER
RETAIL

A.C.S. SYSTEMS

PACKET RADIO: ST-PC-AMIGA COMPUTERS
AMATEUR SOFTWARE FOR MOST
COMPUTERS
SATELLITE TELEVISION SYSTEMS

ICS DEALER FOR DATA COMMUNICATIONS

19, CILHAUL TERRACE, MOUNTAIN ASH, MID GLAMORGAN
SOUTH WALES, CF45 3ND. TEL 0443 470040
CALLERS BY APPOINTMENT 9am-5pm Mon-Sat

WEST SUSSEX

MAIL ORDER
RETAIL

BREDHURST ELECTRONICS LTD.

High St., Handcross, West Sussex
Tel: (0444) 400786



Situated at the Southern end of
M23. Easy access to M25 and
South London.
Open Mon-Fri 9am-5pm
except Wed 9am-12.30pm.
Sat 10am-4pm.



YORKSHIRE



Alan Hooker

Radio Communications

42, Netherhall Road, Doncaster.

Tel: 0302 325690

Open Mon-Sat 10-5pm
Closed Thursdays

EAST YORKSHIRE

"Characteristics"

FOR YOUR AMATEUR RADIO AND CB
REQUIREMENTS
GOOD PRICES GIVEN FOR YOUR SURPLUS
EQUIPMENT
OPEN SUNDAY

44, Hilderthorpe Road
Bridlington
YO15 3BG

Telephone
0262 673635

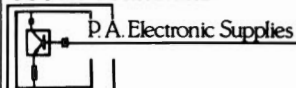


PLEASE MENTION

PRACTICAL WIRELESS

WHEN REPLYING TO
ADVERTISEMENTS

SOUTH YORKSHIRE



NEW COMPONENTS KITS TRANSISTORS I/C
AND SURPLUS EQUIPMENT MAIL ORDER
CATALOGUE SEND CO/PO FOR £1.50

96 Rawmarsh Hill
Parkgate
Rotherham
South Yorks
S82 6EX

Open Six Days
Mon to Sat
Phone (0709) 527109

HF/VHF/UHF RECEIVERS FROM RADIO SHACK

IC-R1 £399
IC-R100 £499
IC-R72 £645
IC-R7000 £895
IC-R9000 £3995
FRG-8800 £639
FRG-9600 £495

AR-800E £169
AR-900E £199
AR-950E £249
AR-1000 £249
AR-2002 £487
AR-3000 £765
R-535 £249

HF-225 £425
R-5000 £875
PRO-38 £99
PRO-34 £199
PRO-2005 £299
HP-100E £249
BC-200XLT £229

RECEIVING and TRANSMITTING Equipment by

ICOM, KENWOOD, YAESU, JUPITER, FAIRMATE and all LEADING
MANUFACTURERS. COMPUTERS by TANDON, PHILIPS,
CAMBRIDGE, TANDY and OTHERS, ALL SOFTWARE.

MAIL ORDER & EXPORT A PLEASURE

73s — Terry G3STS
**COME AND GET
A BARGAIN!**



RADIO SHACK LTD

(Just around the corner from West Hampstead Station on the Jubilee Line)

Giro Account No. 588 7151 Fax: 071-328 5066 Telephone: 071-624 7174

188 BROADHURST GARDENS,
LONDON NW6 3AY





ICOM are proud to introduce the IC-R72 Communications Base Receiver to complement the IC-R100 Mobile and IC-R1 Handheld receivers giving the enthusiastic listener a full choice.



Features:

- **Direct Frequency entry**
- **99 Memory Channels**
- **Built-in clock and timer**
- **AC/DC operation**
- **Noise Blanker**
- **Pre-amp and Attenuator**
- **ICOM's DDS system (direct digital synthesiser)**

IC-R72 Communications Receiver

ICOM's communication receivers have a reputation for reliability and quality. Building on this reputation the IC-R72 HF receiver is one of a new line of wideband receivers to satisfy listeners everywhere.

This compact receiver has continuous coverage from 100kHz – 30MHz, in SSB, AM and CW modes. An optional UI-8 adds FM reception. The easy to operate IC-R72 is superb for beginners or experienced DX'ers alike and is equipped with a variety of functions.

The IC-R72 boasts a unique internal storage battery which provides approx. one hours operation when an external supply is not available, making it ideal for portable use or during power failures. The IC-R72 joins ICOM's current line of quality receivers. For a free brochure on this or any other ICOM Amateur Radio product contact your local authorised ICOM dealer or ICOM (UK) Ltd.

Icom (UK) Ltd

Dept. SW, Sea Street, Herne Bay, Kent CT6 8LD. Tel: 0227 741741. Fax: 0227 360155.

Visa & Mastercard: Telephone orders taken by mail order, instant credit & interest-free HP. Despatch on same day whenever possible.



1991 BUYER'S GUIDE TO ELECTRONIC COMPONENTS

Maplin

FEATURING:
AN ELECTRONICS
CAST OF
THOUSANDS!

POWER-PACKED
WITH OVER
600 PAGES!!

STARRING
HUNDREDS OF
NEW PRODUCTS
AT SUPER
LOW PRICES!

**SHOWING
NOW!**

at your local
WHSMITH

PERFORMANCES DAILY
At your local branch
of WHSMITH

ONLY £2.45

Order you copy of the New MAPLIN Catalogue on sale NOW
Pick up a copy from any WHSMITH for just £2.45 or post this coupon now to receive your
copy for just £2.45 + 50p p&p. If you live outside the U.K. send £4.85 or
20 International Reply Coupons. I enclose £2.95.

Name _____
Address _____
Post Code _____
Send to Maplin Electronics,
P.O. Box 3, Rayleigh,
Essex SS6 8LR.
PW91